



Location: CMA1b - Harbour Grand Hotel Boundary Wall

Report on 24-hour TSP monitoring

Action Level ($\mu\text{g}/\text{m}^3$) - 176.7

Limit Level ($\mu\text{g}/\text{m}^3$) - 260

Date	Sampling Time	Weather Condition	Filter paper no.	Filter Weight, g		Elapse Time, hr		Sampling Time, hr	Flow Rate, m^3/min			Total Volume, m^3	TSP Level, $\mu\text{g}/\text{m}^3$
				Initial	Final	Initial	Final		Initial, Q_{si}	Final, Q_{sf}	Average		
1-Sep-17	8:00	Cloudy	21882	2.8588	2.9823	10480.63	10504.63	24.00	1.13	1.13	1.13	1626	75.9
7-Sep-17	8:00	Cloudy	21935	2.8109	2.8530	10507.63	10531.63	24.00	1.13	1.13	1.13	1627	25.9
13-Sep-17	8:00	Fine	22111	2.8164	2.9204	10534.63	10558.63	24.00	1.13	1.13	1.13	1626	64.0
19-Sep-17	8:00	Fine	21996	2.8459	2.9650	10561.65	10585.65	24.00	1.13	1.13	1.13	1627	73.2
26-Sep-17	16:08	Fine	22127	2.8796	2.9892	10610.33	10634.33	24.00	1.13	1.13	1.13	1626	67.4

Remarks: Due to interruption of electricity, the 24hr TSP monitoring was rescheduled from 25 September 2017 to 26 September 2017.

Report on 1-hour TSP monitoring

Action Level ($\mu\text{g}/\text{m}^3$) - 320.1

Limit Level ($\mu\text{g}/\text{m}^3$) - 500

Date	Sampling Time	Weather Condition	Filter paper no.	Filter Weight, g		Elapse Time, hr		Sampling Time, hr	Flow Rate, m^3/min			Total Volume, m^3	TSP Level, $\mu\text{g}/\text{m}^3$
				Initial	Final	Initial	Final		Initial, Q_{si}	Final, Q_{sf}	Average		
2-Sep-17	8:02	Cloudy	21950	2.8137	2.8168	10504.63	10505.63	1.00	1.13	1.13	1.13	68	45.8
2-Sep-17	10:30	Cloudy	21943	2.8369	2.8394	10505.63	10506.63	1.00	1.13	1.13	1.13	68	36.9
2-Sep-17	13:00	Cloudy	21940	2.8312	2.8339	10506.63	10507.63	1.00	1.13	1.13	1.13	68	39.9
8-Sep-17	8:02	Cloudy	22116	2.8375	2.8402	10531.63	10532.63	1.00	1.13	1.13	1.13	68	39.8
8-Sep-17	10:05	Cloudy	22071	2.8057	2.8076	10532.63	10533.63	1.00	1.13	1.13	1.13	68	28.0
8-Sep-17	13:00	Cloudy	22113	2.8019	2.8031	10533.63	10534.63	1.00	1.13	1.13	1.13	68	17.7
14-Sep-17	9:15	Fine	21998	2.8385	2.8451	10558.63	10559.63	1.00	1.13	1.13	1.13	68	97.4
14-Sep-17	13:00	Fine	22008	2.8653	2.8695	10559.63	10560.63	1.00	1.13	1.13	1.13	68	62.0
14-Sep-17	14:05	Fine	21997	2.8615	2.8699	10560.63	10561.63	1.00	1.13	1.13	1.13	68	123.9
20-Sep-17	9:28	Fine	22252	2.8671	2.8763	10585.65	10586.65	1.00	1.13	1.13	1.13	68	135.7
20-Sep-17	13:00	Fine	22248	2.8572	2.8650	10586.65	10587.65	1.00	1.13	1.13	1.13	68	115.1
20-Sep-17	14:58	Fine	22263	2.8746	2.8882	10587.65	10588.65	1.00	1.13	1.13	1.13	68	200.7
26-Sep-17	8:15	Fine	21991	2.8554	2.8572	10607.33	10608.33	1.00	1.13	1.13	1.13	68	26.6
26-Sep-17	10:35	Fine	22223	2.8554	2.8638	10608.33	10609.33	1.00	1.13	1.13	1.13	68	124.0
26-Sep-17	14:15	Fine	22133	2.8777	2.8908	10609.33	10610.33	1.00	1.13	1.13	1.13	68	193.4



Location: CMA2a - Causeway Bay Community Centre

Report on 24-hour TSP monitoring

Action Level ($\mu\text{g}/\text{m}^3$) - 169.5

Limit Level ($\mu\text{g}/\text{m}^3$) - 260

Date	Sampling Time	Weather Condition	Filter paper no.	Filter Weight, g		Elapse Time, hr		Sampling Time, hr	Flow Rate, m^3/min			Total Volume, m^3	TSP Level, $\mu\text{g}/\text{m}^3$
				Initial	Final	Initial	Final		Initial, Q_{si}	Final, Q_{sf}	Average		
1-Sep-17	8:00	Cloudy	21883	2.8582	2.9672	20071.22	20095.22	24.00	1.18	1.18	1.18	1693	64.4
7-Sep-17	8:00	Cloudy	21938	2.8596	2.9084	20098.22	20122.22	24.00	1.30	1.30	1.30	1876	26.0
13-Sep-17	8:00	Fine	22086	2.8128	2.9177	20125.22	20149.22	24.00	1.30	1.30	1.30	1875	56.0
19-Sep-17	8:00	Fine	21993	2.8461	2.9365	20152.22	20176.22	24.00	1.18	1.18	1.18	1694	53.4
25-Sep-17	8:00	Fine	22242	2.8569	2.9046	20179.22	20203.22	24.00	1.18	1.18	1.18	1694	28.2

Report on 1-hour TSP monitoring

Action Level ($\mu\text{g}/\text{m}^3$) - 323.4

Limit Level ($\mu\text{g}/\text{m}^3$) - 500

Date	Sampling Time	Weather Condition	Filter paper no.	Filter Weight, g		Elapse Time, hr		Sampling Time, hr	Flow Rate, m^3/min			Total Volume, m^3	TSP Level, $\mu\text{g}/\text{m}^3$
				Initial	Final	Initial	Final		Initial, Q_{si}	Final, Q_{sf}	Average		
2-Sep-17	8:02	Cloudy	21949	2.8328	2.8360	20095.22	20096.22	1.00	1.18	1.18	1.18	71	45.4
2-Sep-17	9:23	Cloudy	21962	2.8349	2.8366	20096.22	20097.22	1.00	1.18	1.18	1.18	71	24.1
2-Sep-17	10:30	Cloudy	21944	2.8426	2.8458	20097.22	20098.22	1.00	1.18	1.18	1.18	71	45.4
8-Sep-17	8:15	Cloudy	22060	2.8340	2.8370	20122.22	20123.22	1.00	1.30	1.30	1.30	78	38.3
8-Sep-17	9:40	Cloudy	22069	2.8337	2.8366	20123.22	20124.22	1.00	1.30	1.30	1.30	78	37.1
8-Sep-17	13:00	Cloudy	22114	2.8331	2.8341	20124.22	20125.22	1.00	1.30	1.30	1.30	78	12.8
14-Sep-17	10:50	Fine	21999	2.8324	2.8398	20149.22	20150.22	1.00	1.18	1.18	1.18	71	104.9
14-Sep-17	13:00	Fine	21995	2.8620	2.8673	20150.22	20151.22	1.00	1.18	1.18	1.18	71	75.1
14-Sep-17	14:05	Fine	21994	2.8592	2.8645	20151.22	20152.22	1.00	1.18	1.18	1.18	71	75.1
20-Sep-17	9:25	Fine	22260	2.8601	2.8670	20176.22	20177.22	1.00	1.18	1.18	1.18	71	97.8
20-Sep-17	13:00	Fine	22257	2.8582	2.8620	20177.22	20178.22	1.00	1.18	1.18	1.18	71	53.9
20-Sep-17	15:17	Fine	22264	2.8761	2.8837	20178.22	20179.22	1.00	1.18	1.18	1.18	71	107.7
26-Sep-17	8:02	Fine	21992	2.8532	2.8546	20203.22	20204.22	1.00	1.18	1.18	1.18	71	19.9
26-Sep-17	10:40	Fine	22222	2.8568	2.8608	20204.22	20205.22	1.00	1.18	1.18	1.18	71	56.7
26-Sep-17	14:10	Fine	22134	2.8685	2.8722	20205.22	20206.22	1.00	1.18	1.18	1.18	71	52.5



Location: CMA3a - CWB PRE Site Office Area

Report on 24-hour TSP monitoring
 Action Level ($\mu\text{g}/\text{m}^3$) - 171
 Limit Level ($\mu\text{g}/\text{m}^3$) - 260

Date	Sampling Time	Weather Condition	Filter paper no.	Filter Weight, g		Elapse Time, hr		Sampling Time, hr	Flow Rate, m^3/min			Total Volume, m^3	TSP Level, $\mu\text{g}/\text{m}^3$
				Initial	Final	Initial	Final		Initial, Q_{si}	Final, Q_{sf}	Average		
1-Sep-17	8:00	Cloudy	21885	2.8626	3.0416	7564.86	7588.86	24.00	1.09	1.08	1.08	1562	114.6
7-Sep-17	8:00	Cloudy	22052	2.8389	2.8890	7591.86	7615.86	24.00	1.08	1.09	1.09	1564	32.0
13-Sep-17	8:00	Fine	222107	2.8277	2.9346	7618.86	7642.86	24.00	1.08	1.08	1.08	1561	68.5
19-Sep-17	8:00	Fine	22000	2.8305	2.9099	7645.86	7669.86	24.00	1.09	1.08	1.09	1563	50.8
25-Sep-17	8:00	Fine	22244	2.8313	2.8769	7672.86	7696.86	24.00	1.09	1.08	1.08	1562	29.2

Report on 1-hour TSP monitoring
 Action Level ($\mu\text{g}/\text{m}^3$) - 311.3
 Limit Level ($\mu\text{g}/\text{m}^3$) - 500

Date	Sampling Time	Weather Condition	Filter paper no.	Filter Weight, g		Elapse Time, hr		Sampling Time, hr	Flow Rate, m^3/min			Total Volume, m^3	TSP Level, $\mu\text{g}/\text{m}^3$
				Initial	Final	Initial	Final		Initial, Q_{si}	Final, Q_{sf}	Average		
2-Sep-17	8:50	Cloudy	21963	2.8700	2.8754	7588.86	7589.86	1.00	1.08	1.08	1.08	65	83.0
2-Sep-17	10:15	Cloudy	21960	2.8507	2.8566	7589.86	7590.86	1.00	1.08	1.08	1.08	65	90.7
2-Sep-17	13:00	Cloudy	21942	2.8570	2.8735	7590.86	7591.86	1.00	1.08	1.08	1.08	65	253.6
8-Sep-17	9:45	Cloudy	22068	2.8382	2.8395	7615.86	7616.86	1.00	1.09	1.09	1.09	65	19.9
8-Sep-17	10:58	Cloudy	22078	2.7700	2.7710	7616.86	7617.86	1.00	1.09	1.09	1.09	65	15.3
8-Sep-17	13:00	Cloudy	22085	2.7843	2.7867	7617.86	7618.86	1.00	1.09	1.09	1.09	65	36.8
14-Sep-17	8:55	Fine	22175	2.8349	2.8407	7642.86	7643.86	1.00	1.08	1.08	1.08	65	89.1
14-Sep-17	13:00	Fine	22185	2.8375	2.8438	7643.86	7644.86	1.00	1.08	1.08	1.08	65	96.8
14-Sep-17	15:15	Fine	22182	2.8512	2.8553	7644.86	7645.86	1.00	1.08	1.08	1.08	65	63.0
20-Sep-17	9:12	Fine	22253	2.8394	2.8459	7669.86	7670.86	1.00	1.08	1.08	1.08	65	99.8
20-Sep-17	13:00	Fine	22249	2.8182	2.8232	7670.86	7671.86	1.00	1.08	1.08	1.08	65	76.8
20-Sep-17	14:58	Fine	22262	2.8746	2.8804	7671.86	7672.86	1.00	1.08	1.08	1.08	65	89.1
26-Sep-17	9:50	Fine	22225	2.8484	2.8509	7696.86	7697.86	1.00	1.08	1.08	1.08	65	38.4
26-Sep-17	13:25	Fine	22136	2.8610	2.8629	7697.86	7698.86	1.00	1.08	1.08	1.08	65	29.2
26-Sep-17	14:45	Fine	22131	2.8681	2.8701	7698.86	7699.86	1.00	1.08	1.08	1.08	65	30.7



Location: CMA4a - SPCA

Report on 24-hour TSP monitoring

Action Level ($\mu\text{g}/\text{m}^3$) - 171.2
Limit Level ($\mu\text{g}/\text{m}^3$) - 260

Date	Sampling Time	Weather Condition	Filter paper no.	Filter Weight, g		Elapse Time, hr		Sampling Time, hr	Flow Rate, m^3/min			Total Volume, m^3	TSP Level, $\mu\text{g}/\text{m}^3$
				Initial	Final	Initial	Final		Initial, Q_{si}	Final, Q_{sf}	Average		
1-Sep-17	8:00	Cloudy	21884	2.8461	2.9402	24362.66	24386.66	24.00	1.24	1.24	1.24	1787	52.6
7-Sep-17	8:00	Cloudy	22017	2.8389	2.8766	24389.66	24413.66	24.00	1.30	1.30	1.30	1867	20.2
13-Sep-17	8:00	Fine	22109	2.8218	2.9183	24416.66	24440.66	24.00	1.29	1.30	1.30	1865	51.7
19-Sep-17	8:00	Fine	22204	2.8285	2.9087	24443.66	24467.66	24.00	1.24	1.24	1.24	1788	44.9
26-Sep-17	15:45	Fine	22128	2.8699	2.9148	24487.69	24511.69	24.00	1.24	1.24	1.24	1787	25.1

Remarks: Due to interruption of electricity, the 24hr TSP monitoring was rescheduled from 25 September 2017 to 26 September 2017.

Report on 1-hour TSP monitoring

Action Level ($\mu\text{g}/\text{m}^3$) - 312.5
Limit Level ($\mu\text{g}/\text{m}^3$) - 500

Date	Sampling Time	Weather Condition	Filter paper no.	Filter Weight, g		Elapse Time, hr		Sampling Time, hr	Flow Rate, m^3/min			Total Volume, m^3	TSP Level, $\mu\text{g}/\text{m}^3$
				Initial	Final	Initial	Final		Initial, Q_{si}	Final, Q_{sf}	Average		
2-Sep-17	8:50	Cloudy	21945	2.8338	2.8372	24386.66	24387.66	1.00	1.24	1.24	1.24	74	45.7
2-Sep-17	10:10	Cloudy	21936	2.8281	2.8315	24387.66	24388.66	1.00	1.24	1.24	1.24	74	45.7
2-Sep-17	13:00	Cloudy	21937	2.8326	2.8379	24388.66	24389.66	1.00	1.24	1.24	1.24	74	71.2
8-Sep-17	9:10	Cloudy	22067	2.8381	2.8392	24413.66	24414.66	1.00	1.24	1.24	1.24	75	14.7
8-Sep-17	10:55	Cloudy	22077	2.7786	2.7797	24414.66	24415.66	1.00	1.24	1.24	1.24	75	14.7
8-Sep-17	13:00	Cloudy	22084	2.7915	2.7931	24415.66	24416.66	1.00	1.24	1.24	1.24	75	21.5
14-Sep-17	8:05	Fine	22007	2.8342	2.8381	24440.66	24441.66	1.00	1.24	1.24	1.24	74	52.4
14-Sep-17	9:10	Fine	22006	2.8414	2.8456	24441.66	24442.66	1.00	1.24	1.24	1.24	74	56.4
14-Sep-17	10:15	Fine	22005	2.8148	2.8181	24442.66	24443.66	1.00	1.24	1.24	1.24	74	44.3
20-Sep-17	9:00	Fine	22261	2.8542	2.8570	24467.66	24468.66	1.00	1.24	1.24	1.24	74	37.6
20-Sep-17	11:00	Fine	22258	2.8627	2.8661	24468.66	24469.66	1.00	1.24	1.24	1.24	74	45.6
20-Sep-17	14:00	Fine	22277	2.8333	2.8387	24469.66	24470.66	1.00	1.24	1.24	1.24	74	72.5
26-Sep-17	10:00	Fine	22226	2.8492	2.8505	24484.69	24485.69	1.00	1.24	1.24	1.24	74	17.5
26-Sep-17	13:13	Fine	22217	2.8375	2.8393	24485.69	24486.69	1.00	1.24	1.24	1.24	74	24.2
26-Sep-17	14:30	Fine	22132	2.8667	2.8685	24486.69	24487.69	1.00	1.24	1.24	1.24	74	24.2



Location: CMA5b - Pedestrian Plaza

Report on 24-hour TSP monitoring

Action Level ($\mu\text{g}/\text{m}^3$) - 181

Limit Level ($\mu\text{g}/\text{m}^3$) - 260

Date	Sampling Time	Weather Condition	Filter paper no.	Filter Weight, g		Elapse Time, hr		Sampling Time, hr	Flow Rate, m^3/min			Total Volume, m^3	TSP Level, $\mu\text{g}/\text{m}^3$
				Initial	Final	Initial	Final		Initial, Q_{si}	Final, Q_{sf}	Average		
1-Sep-17	8:00	Cloudy	21969	2.8285	2.9810	8936.91	8960.91	24.00	1.08	1.08	1.08	1555	98.1
7-Sep-17	8:00	Cloudy	21939	2.8316	2.9142	8963.91	8987.91	24.00	1.08	1.08	1.08	1557	53.1
13-Sep-17	8:00	Fine	22107	2.8301	3.0357	8990.91	9014.91	24.00	1.08	1.08	1.08	1555	132.3
19-Sep-17	8:00	Fine	22168	2.8568	3.0388	9017.91	9041.91	24.00	1.08	1.08	1.08	1556	117.0
25-Sep-17	8:00	Fine	22246	2.8476	2.9331	9044.91	9068.91	24.00	1.02	1.08	1.05	1509	56.7

Report on 1-hour TSP monitoring

Action Level ($\mu\text{g}/\text{m}^3$) - 332

Limit Level ($\mu\text{g}/\text{m}^3$) - 500

Date	Sampling Time	Weather Condition	Filter paper no.	Filter Weight, g		Elapse Time, hr		Sampling Time, hr	Flow Rate, m^3/min			Total Volume, m^3	TSP Level, $\mu\text{g}/\text{m}^3$
				Initial	Final	Initial	Final		Initial, Q_{si}	Final, Q_{sf}	Average		
2-Sep-17	8:35	Cloudy	21948	2.8382	2.8449	8960.91	8961.91	1.00	1.08	1.08	1.08	65	103.4
2-Sep-17	9:40	Cloudy	21961	2.8351	2.8453	8961.91	8962.91	1.00	1.02	1.02	1.02	61	167.4
2-Sep-17	13:00	Cloudy	22037	2.7940	2.8107	8962.91	8963.91	1.00	1.08	1.08	1.08	65	257.8
8-Sep-17	8:30	Cloudy	22115	2.8221	2.8268	8987.91	8988.91	1.00	1.08	1.08	1.08	65	72.4
8-Sep-17	10:25	Cloudy	22070	2.8515	2.8533	8988.91	8989.91	1.00	1.08	1.08	1.08	65	27.7
8-Sep-17	13:00	Cloudy	22082	2.7942	2.8000	8989.91	8990.91	1.00	1.08	1.08	1.08	65	89.3
14-Sep-17	8:05	Fine	22175	2.8571	2.8744	9014.91	9015.91	1.00	1.08	1.08	1.08	65	266.9
14-Sep-17	13:00	Fine	22185	2.8636	2.8756	9015.91	9016.91	1.00	1.02	1.02	1.02	61	196.9
14-Sep-17	15:15	Fine	22182	2.8681	2.8756	9016.91	9017.91	1.00	0.95	0.95	0.95	57	131.4
20-Sep-17	8:46	Fine	22254	2.8690	2.8780	9041.91	9042.91	1.00	1.08	1.02	1.05	63	143.1
20-Sep-17	10:04	Fine	22250	2.8374	2.8558	9042.91	9043.91	1.00	1.08	1.08	1.08	65	283.9
20-Sep-17	13:45	Fine	22270	2.8489	2.8708	9043.91	9044.91	1.00	1.11	1.11	1.11	67	328.1
26-Sep-17	8:45	Fine	22232	2.8398	2.8517	9068.91	9069.91	1.00	1.08	1.08	1.08	65	183.7
26-Sep-17	13:00	Fine	22139	2.8257	2.8314	9069.91	9070.91	1.00	1.08	1.08	1.08	65	88.0
26-Sep-17	14:59	Fine	22130	2.8465	2.8519	9070.91	9071.91	1.00	1.08	1.08	1.08	65	83.4



Location: MA1e - International Finance Centre (Eastern Wing)

Report on 24-hour TSP monitoring

Action Level ($\mu\text{g}/\text{m}^3$) - 173.4

Limit Level ($\mu\text{g}/\text{m}^3$) - 260

Date	Sampling Time	Weather Condition	Filter paper no.	Filter Weight, g		Elapse Time, hr		Sampling Time, hr	Flow Rate, m^3/min			Total Volume, m^3	TSP Level, $\mu\text{g}/\text{m}^3$
				Initial	Final	Initial	Final		Initial, Q_{si}	Final, Q_{sf}	Average		
1-Sep-17	8:00	Cloudy	21887	2.8600	3.0188	21268.99	21292.99	24.00	1.16	1.16	1.16	1675	94.8
7-Sep-17	8:00	Cloudy	22034	2.8066	2.8801	21295.99	21319.99	24.00	1.08	1.09	1.09	1562	47.0
13-Sep-17	8:00	Fine	22088	2.7919	2.8473	21322.99	21346.99	24.00	1.08	1.08	1.08	1561	35.5
19-Sep-17	8:00	Fine	22184	2.8793	3.0035	21349.99	21373.99	24.00	1.09	1.08	1.08	1562	79.5
25-Sep-17	8:00	Fine	21972	2.8446	2.8950	21376.99	21400.99	24.00	1.09	1.08	1.08	1562	32.3

Report on 1-hour TSP monitoring

Action Level ($\mu\text{g}/\text{m}^3$) - 325.1

Limit Level ($\mu\text{g}/\text{m}^3$) - 500

Date	Sampling Time	Weather Condition	Filter paper no.	Filter Weight, g		Elapse Time, hr		Sampling Time, hr	Flow Rate, m^3/min			Total Volume, m^3	TSP Level, $\mu\text{g}/\text{m}^3$
				Initial	Final	Initial	Final		Initial, Q_{si}	Final, Q_{sf}	Average		
2-Sep-17	10:02	Cloudy	21307	2.8698	2.8738	21292.99	21293.99	1.00	1.08	1.08	1.08	65	61.5
2-Sep-17	13:00	Cloudy	22041	2.8221	2.8289	21293.99	21294.99	1.00	1.08	1.08	1.08	65	104.5
2-Sep-17	14:04	Cloudy	22035	2.8192	2.8295	21294.99	21295.99	1.00	1.08	1.08	1.08	65	158.4
8-Sep-17	8:50	Cloudy	22085	2.8450	2.8465	21319.99	21320.99	1.00	1.11	1.11	1.11	67	22.5
8-Sep-17	10:45	Cloudy	22075	2.8056	2.8069	21320.99	21321.99	1.00	1.11	1.11	1.11	67	19.5
8-Sep-17	13:00	Cloudy	22083	2.7988	2.8000	21321.99	21322.99	1.00	1.11	1.11	1.11	67	18.0
14-Sep-17	9:33	Fine	22009	2.8194	2.8248	21346.99	21347.99	1.00	1.19	1.19	1.19	71	75.7
14-Sep-17	10:38	Fine	22190	2.8232	2.8273	21347.99	21348.99	1.00	1.14	1.14	1.14	68	60.1
14-Sep-17	13:00	Fine	22187	2.8748	2.8805	21348.99	21349.99	1.00	1.14	1.14	1.14	68	83.6
20-Sep-17	8:49	Fine	20794	2.5126	2.5207	21373.99	21374.99	1.00	1.08	1.08	1.08	65	124.5
20-Sep-17	9:55	Fine	16339	2.8327	2.8410	21374.99	21375.99	1.00	1.08	1.08	1.08	65	127.5
20-Sep-17	10:58	Fine	21975	2.8734	2.8791	21375.99	21376.99	1.00	1.08	1.08	1.08	65	87.6
26-Sep-17	9:30	Fine	22228	2.8464	2.8474	21400.99	21401.99	1.00	1.08	1.08	1.08	65	15.4
26-Sep-17	13:00	Fine	22148	2.8635	2.8647	21401.99	21402.99	1.00	1.08	1.08	1.08	65	18.4
26-Sep-17	14:05	Fine	22143	2.8791	2.8801	21402.99	21403.99	1.00	1.08	1.08	1.08	65	15.4



Location: MA1w - International Finance Centre (Western Wing)

Report on 24-hour TSP monitoring

Action Level ($\mu\text{g}/\text{m}^3$) - 173.4
Limit Level ($\mu\text{g}/\text{m}^3$) - 260

Date	Sampling Time	Weather Condition	Filter paper no.	Filter Weight, g		Elapse Time, hr		Sampling Time, hr	Flow Rate, m^3/min			Total Volume, m^3	TSP Level, $\mu\text{g}/\text{m}^3$
				Initial	Final	Initial	Final		Initial, Q_{si}	Final, Q_{sf}	Average		
1-Sep-17	8:00	Cloudy	21977	2.8411	3.0212	21056.19	21080.19	24.00	1.43	1.43	1.43	2061	87.4
7-Sep-17	8:00	Cloudy	22033	2.7991	2.8868	21083.19	21107.19	24.00	1.43	1.43	1.43	2062	42.5
13-Sep-17	8:00	Fine	22087	2.7929	2.9122	21110.19	21134.19	24.00	1.43	1.43	1.43	2060	57.9
19-Sep-17	8:00	Fine	22170	2.8548	2.9647	21137.19	21161.19	24.00	1.43	1.43	1.43	2061	53.3
25-Sep-17	8:00	Fine	21971	2.8505	2.8996	21164.16	21188.16	24.00	1.43	1.43	1.43	2061	23.8

Report on 1-hour TSP monitoring

Action Level ($\mu\text{g}/\text{m}^3$) - 325.1
Limit Level ($\mu\text{g}/\text{m}^3$) - 500

Date	Sampling Time	Weather Condition	Filter paper no.	Filter Weight, g		Elapse Time, hr		Sampling Time, hr	Flow Rate, m^3/min			Total Volume, m^3	TSP Level, $\mu\text{g}/\text{m}^3$
				Initial	Final	Initial	Final		Initial, Q_{si}	Final, Q_{sf}	Average		
2-Sep-17	10:09	Cloudy	21308	2.8809	2.8875	21080.19	21081.19	1.00	1.43	1.43	1.43	86	76.9
2-Sep-17	13:00	Cloudy	22040	2.8371	2.8476	21081.19	21082.19	1.00	1.43	1.43	1.43	86	122.3
2-Sep-17	14:02	Cloudy	22036	2.8072	2.8215	21082.19	21083.19	1.00	1.43	1.43	1.43	86	166.6
8-Sep-17	8:55	Cloudy	22064	2.8259	2.8295	21107.19	21108.19	1.00	1.43	1.43	1.43	86	41.9
8-Sep-17	10:50	Cloudy	22074	2.7986	2.8003	21108.19	21109.19	1.00	1.43	1.43	1.43	86	19.8
8-Sep-17	13:00	Cloudy	22081	2.7986	2.8026	21109.19	21110.19	1.00	1.43	1.43	1.43	86	46.5
14-Sep-17	9:40	Fine	22191	2.8416	2.8472	21134.19	21135.19	1.00	1.43	1.43	1.43	86	65.2
14-Sep-17	10:44	Fine	22189	2.8609	2.8663	21135.19	21136.19	1.00	1.43	1.43	1.43	86	62.9
14-Sep-17	13:00	Fine	22186	2.8596	2.8653	21136.19	21137.19	1.00	1.43	1.43	1.43	86	66.4
20-Sep-17	8:50	Fine	20795	2.5814	2.5867	21161.19	21162.19	1.00	1.32	1.32	1.32	79	67.2
20-Sep-17	9:58	Fine	21978	2.8581	2.8627	21162.19	21163.19	1.00	1.32	1.32	1.32	79	58.3
20-Sep-17	11:00	Fine	21974	2.8627	2.8681	21163.19	21164.19	1.00	1.32	1.32	1.32	79	68.4
26-Sep-17	9:35	Fine	22229	2.8296	2.8319	21188.19	21189.19	1.00	1.43	1.43	1.43	86	26.8
26-Sep-17	13:00	Fine	22147	2.8546	2.8575	21189.19	21190.19	1.00	1.43	1.43	1.43	86	33.8
26-Sep-17	14:10	Fine	22146	2.8500	2.8518	21190.19	21191.19	1.00	1.43	1.43	1.43	86	21.0



Location: CMA1b - Harbour Grand Hotel Boundary Wall

Report on 24-hour TSP monitoring

Action Level ($\mu\text{g}/\text{m}^3$) - 176.7

Limit Level ($\mu\text{g}/\text{m}^3$) - 260

Date	Sampling Time	Weather Condition	Filter paper no.	Filter Weight, g		Elapse Time, hr		Sampling Time, hr	Flow Rate, m^3/min			Total Volume, m^3	TSP Level, $\mu\text{g}/\text{m}^3$
				Initial	Final	Initial	Final		Initial, Q_{si}	Final, Q_{sf}	Average		
29-Sep-17	8:00	Fine	22368	2.8362	2.9743	10634.36	10658.36	24.00	1.11	1.11	1.11	1599	86.4
3-Oct-17	8:00	Fine	22331	2.8527	2.9128	10661.36	10685.36	24.00	1.11	1.11	1.11	1597	37.6
7-Oct-17	8:00	Fine	21742	2.8556	2.9560	10688.36	10712.36	24.00	1.11	1.11	1.11	1598	62.8
13-Oct-17	8:00	Fine	22325	2.8714	2.9955	10715.36	10739.36	24.00	1.11	1.11	1.11	1601	77.5
19-Oct-17	8:00	Fine	22539	2.8459	2.9221	10742.36	10766.36	24.00	1.12	1.12	1.12	1608	47.4
25-Oct-17	8:00	Fine	22630	2.8768	3.0329	10769.36	10793.36	24.00	1.12	1.12	1.12	1613	96.7

Report on 1-hour TSP monitoring

Action Level ($\mu\text{g}/\text{m}^3$) - 320.1

Limit Level ($\mu\text{g}/\text{m}^3$) - 500

Date	Sampling Time	Weather Condition	Filter paper no.	Filter Weight, g		Elapse Time, hr		Sampling Time, hr	Flow Rate, m^3/min			Total Volume, m^3	TSP Level, $\mu\text{g}/\text{m}^3$
				Initial	Final	Initial	Final		Initial, Q_{si}	Final, Q_{sf}	Average		
30-Sep-17	8:02	Rainy	22366	2.8669	2.8717	10658.36	10659.36	1.00	1.11	1.11	1.11	67	72.1
30-Sep-17	10:00	Rainy	22343	2.8542	2.8596	10659.36	10660.36	1.00	1.11	1.11	1.11	67	81.2
30-Sep-17	13:00	Rainy	22347	2.8607	2.8636	10660.36	10661.36	1.00	1.11	1.11	1.11	67	43.6
4-Oct-17	10:05	Fine	22350	2.8347	2.8446	10685.36	10686.36	1.00	1.11	1.11	1.11	67	148.6
4-Oct-17	13:00	Fine	22487	2.8259	2.8306	10686.36	10687.36	1.00	1.11	1.11	1.11	67	70.6
4-Oct-17	15:07	Fine	22500	2.8446	2.8485	10687.36	10688.36	1.00	1.11	1.11	1.11	67	58.6
9-Oct-17	9:35	Fine	22432	2.8473	2.8586	10712.36	10713.36	1.00	1.19	1.19	1.19	71	158.2
9-Oct-17	10:42	Fine	22438	2.8499	2.8613	10713.36	10714.36	1.00	1.19	1.19	1.19	71	159.6
9-Oct-17	14:08	Fine	22484	2.8565	2.8790	10714.36	10715.36	1.00	1.19	1.19	1.19	71	314.9
14-Oct-17	8:12	Fine	22566	2.8404	2.8534	10739.36	10740.36	1.00	1.11	1.11	1.11	67	194.8
14-Oct-17	11:00	Fine	22551	2.8337	2.8425	10740.36	10741.36	1.00	1.11	1.11	1.11	67	131.9
14-Oct-17	13:00	Fine	22561	2.8542	2.8748	10741.36	10742.36	1.00	1.11	1.11	1.11	67	308.7
20-Oct-17	8:02	Fine	22519	2.8261	2.8291	10766.36	10767.36	1.00	1.12	1.12	1.12	67	44.7
20-Oct-17	11:00	Fine	22662	2.8393	2.8416	10767.36	10768.36	1.00	1.12	1.12	1.12	67	34.3
20-Oct-17	15:30	Fine	22648	2.8338	2.8436	10768.36	10769.36	1.00	1.12	1.12	1.12	67	146.1
26-Oct-17	8:02	Fine	22620	2.8619	2.8693	10793.36	10794.36	1.00	1.12	1.12	1.12	67	110.1
26-Oct-17	10:35	Fine	22611	2.8618	2.8710	10794.36	10795.36	1.00	1.12	1.12	1.12	67	136.9
26-Oct-17	13:00	Fine	22771	2.8193	2.8745	10795.36	10796.36	1.00	1.12	1.12	1.12	67	821.6



Location: CMA2a - Causeway Bay Community Centre

Report on 24-hour TSP monitoring

Action Level ($\mu\text{g}/\text{m}^3$) - 169.5

Limit Level ($\mu\text{g}/\text{m}^3$) - 260

Date	Sampling Time	Weather Condition	Filter paper no.	Filter Weight, g		Elapse Time, hr		Sampling Time, hr	Flow Rate, m^3/min			Total Volume, m^3	TSP Level, $\mu\text{g}/\text{m}^3$
				Initial	Final	Initial	Final		Initial, Q_{si}	Final, Q_{sf}	Average		
29-Sep-17	8:00	Fine	22126	2.8900	2.9720	20206.24	20230.24	24.00	1.31	1.31	1.31	1882	43.6
3-Oct-17	8:00	Fine	22332	2.8549	2.9169	20233.24	20257.24	24.00	1.19	1.20	1.20	1721	36.0
7-Oct-17	8:00	Fine	21744	2.8596	2.9273	20260.24	20284.24	24.00	1.20	1.20	1.20	1722	39.3
13-Oct-17	8:00	Fine	22481	2.8407	2.9811	20287.24	20311.24	24.00	1.20	1.20	1.20	1725	81.4
19-Oct-17	8:00	Fine	22540	2.8605	2.9372	20314.24	20338.24	24.00	1.20	1.20	1.20	1732	44.3
25-Oct-17	8:00	Fine	22631	2.8424	2.9920	20341.24	20365.24	24.00	1.32	1.32	1.32	1898	78.8

Report on 1-hour TSP monitoring

Action Level ($\mu\text{g}/\text{m}^3$) - 323.4

Limit Level ($\mu\text{g}/\text{m}^3$) - 500

Date	Sampling Time	Weather Condition	Filter paper no.	Filter Weight, g		Elapse Time, hr		Sampling Time, hr	Flow Rate, m^3/min			Total Volume, m^3	TSP Level, $\mu\text{g}/\text{m}^3$
				Initial	Final	Initial	Final		Initial, Q_{si}	Final, Q_{sf}	Average		
30-Sep-17	8:05	Rainy	22367	2.8656	2.8691	20230.24	20231.24	1.00	1.20	1.20	1.20	72	48.8
30-Sep-17	9:45	Rainy	22342	2.8478	2.8522	20231.24	20232.24	1.00	1.20	1.20	1.20	72	61.4
30-Sep-17	13:00	Rainy	22346	2.8256	2.8293	20232.24	20233.24	1.00	1.20	1.20	1.20	72	51.6
4-Oct-17	10:13	Fine	22336	2.8488	2.8538	20257.24	20258.24	1.00	1.20	1.20	1.20	72	69.7
4-Oct-17	13:00	Fine	22488	2.8427	2.8467	20258.24	20259.24	1.00	1.20	1.20	1.20	72	55.7
4-Oct-17	15:02	Fine	22501	2.8596	2.8640	20259.24	20260.24	1.00	1.20	1.20	1.20	72	61.3
9-Oct-17	9:39	Fine	22441	2.8393	2.8491	20284.24	20285.24	1.00	1.19	1.19	1.19	72	136.7
9-Oct-17	10:42	Fine	22328	2.8663	2.8734	20285.24	20286.24	1.00	1.19	1.19	1.19	72	99.1
9-Oct-17	14:00	Fine	22483	2.8477	2.8548	20286.24	20287.24	1.00	1.19	1.19	1.19	72	99.1
14-Oct-17	8:02	Fine	22567	2.8240	2.8327	20311.24	20312.24	1.00	1.20	1.20	1.20	72	121.0
14-Oct-17	11:00	Fine	22552	2.8349	2.8407	20312.24	20313.24	1.00	1.20	1.20	1.20	72	80.7
14-Oct-17	13:00	Fine	22562	2.8474	2.8562	20313.24	20314.24	1.00	1.20	1.20	1.20	72	122.4
20-Oct-17	8:05	Fine	22520	2.8259	2.8303	20338.24	20339.24	1.00	1.20	1.20	1.20	72	60.9
20-Oct-17	11:00	Fine	22663	2.8400	2.8421	20339.24	20340.24	1.00	1.20	1.20	1.20	72	29.1
20-Oct-17	15:35	Fine	22649	2.8407	2.8491	20340.24	20341.24	1.00	1.20	1.20	1.20	72	116.3
26-Oct-17	8:05	Fine	22621	2.8401	2.8488	20365.24	20366.24	1.00	1.32	1.32	1.32	79	110.1
26-Oct-17	10:40	Fine	22612	2.8515	2.8632	20366.24	20367.24	1.00	1.32	1.32	1.32	79	148.0
26-Oct-17	13:00	Fine	22769	2.7609	2.7645	20367.24	20368.24	1.00	1.32	1.32	1.32	79	45.5



Location: CMA3a - CWB PRE Site Office Area

Report on 24-hour TSP monitoring

Action Level ($\mu\text{g}/\text{m}^3$) - 171

Limit Level ($\mu\text{g}/\text{m}^3$) - 260

Date	Sampling Time	Weather Condition	Filter paper no.	Filter Weight, g		Elapse Time, hr		Sampling Time, hr	Flow Rate, m^3/min			Total Volume, m^3	TSP Level, $\mu\text{g}/\text{m}^3$
				Initial	Final	Initial	Final		Initial, Q_{si}	Final, Q_{sf}	Average		
29-Sep-17	8:00	Fine	22376	2.8739	2.9304	7699.87	7723.87	24.00	1.12	1.12	1.12	1608	35.1
3-Oct-17	8:00	Fine	22333	2.8604	2.8737	7726.88	7750.88	24.00	1.11	1.12	1.12	1606	8.3
7-Oct-17	8:00	Fine	22491	2.8232	2.8700	7753.89	7777.89	24.00	0.98	0.98	0.98	1411	33.2
13-Oct-17	8:00	Fine	22326	2.8419	2.9610	7780.89	7804.89	24.00	1.12	1.12	1.12	1611	73.9
19-Oct-17	8:00	Fine	22541	2.8441	2.9207	7807.89	7831.89	24.00	1.12	1.13	1.13	1622	47.2
25-Oct-17	8:00	Fine	22629	2.8663	3.0154	7834.90	7858.90	24.00	1.13	1.13	1.13	1629	91.5

Report on 1-hour TSP monitoring

Action Level ($\mu\text{g}/\text{m}^3$) - 311.3

Limit Level ($\mu\text{g}/\text{m}^3$) - 500

Date	Sampling Time	Weather Condition	Filter paper no.	Filter Weight, g		Elapse Time, hr		Sampling Time, hr	Flow Rate, m^3/min			Total Volume, m^3	TSP Level, $\mu\text{g}/\text{m}^3$
				Initial	Final	Initial	Final		Initial, Q_{si}	Final, Q_{sf}	Average		
30-Sep-17	8:30	Rainy	22364	2.8636	2.8666	7723.87	7724.87	1.00	1.12	1.12	1.12	67	44.8
30-Sep-17	9:32	Rainy	22341	2.8579	2.8606	7724.87	7725.87	1.00	1.12	1.12	1.12	67	40.3
30-Sep-17	13:00	Rainy	22345	2.8546	2.8584	7725.87	7726.87	1.00	1.12	1.12	1.12	67	56.8
4-Oct-17	9:20	Fine	21760	2.8559	2.8585	7750.88	7751.88	1.00	0.98	0.98	0.98	59	44.2
4-Oct-17	13:00	Fine	21757	2.8455	2.8473	7751.88	7752.88	1.00	0.98	0.98	0.98	59	30.6
4-Oct-17	14:30	Fine	21741	2.8815	2.8856	7752.88	7753.88	1.00	0.98	0.98	0.98	59	69.7
9-Oct-17	9:05	Fine	22433	2.8446	2.8492	7777.89	7778.89	1.00	1.05	1.05	1.05	63	73.3
9-Oct-17	10:28	Fine	22439	2.8665	2.8727	7778.89	7779.89	1.00	1.05	1.05	1.05	63	98.7
9-Oct-17	13:37	Fine	22327	2.8544	2.8638	7779.89	7780.89	1.00	1.11	1.11	1.11	67	140.5
14-Oct-17	8:45	Fine	22559	2.8514	2.8559	7804.89	7805.89	1.00	1.12	1.12	1.12	67	67.0
14-Oct-17	10:55	Fine	22555	2.8255	2.8306	7805.89	7806.89	1.00	1.12	1.12	1.12	67	75.9
14-Oct-17	13:00	Fine	22563	2.8329	2.8395	7806.89	7807.89	1.00	1.12	1.12	1.12	67	98.2
20-Oct-17	8:30	Fine	22518	2.8295	2.8321	7831.89	7832.89	1.00	1.13	1.13	1.13	68	38.4
20-Oct-17	10:45	Fine	22664	2.8539	2.8569	7832.89	7833.89	1.00	1.13	1.13	1.13	68	44.4
20-Oct-17	15:00	Fine	22651	2.8464	2.8575	7833.89	7834.89	1.00	1.13	1.13	1.13	68	164.1
26-Oct-17	8:30	Fine	22604	2.8340	2.8424	7858.90	7859.90	1.00	1.13	1.13	1.13	68	123.9
26-Oct-17	10:25	Fine	22613	2.8617	2.8694	7859.90	7860.90	1.00	1.13	1.13	1.13	68	113.6
26-Oct-17	13:00	Fine	22783	2.7877	2.7947	7860.90	7861.90	1.00	1.13	1.13	1.13	68	103.2



Location: CMA4a - SPCA

Report on 24-hour TSP monitoring

Action Level ($\mu\text{g}/\text{m}^3$) - 171.2
 Limit Level ($\mu\text{g}/\text{m}^3$) - 260

Date	Sampling Time	Weather Condition	Filter paper no.	Filter Weight, g		Elapse Time, hr		Sampling Time, hr	Flow Rate, m^3/min			Total Volume, m^3	TSP Level, $\mu\text{g}/\text{m}^3$
				Initial	Final	Initial	Final		Initial, Q_{si}	Final, Q_{sf}	Average		
29-Sep-17	8:00	Fine	22383	2.8385	2.8870	24511.73	24535.73	24.00	1.20	1.20	1.20	1726	28.1
3-Oct-17	8:00	Fine	22334	2.8516	2.8832	24538.73	24562.73	24.00	1.20	1.20	1.20	1724	18.3
7-Oct-17	8:00	Fine	22499	2.8481	2.9473	24565.73	24589.73	24.00	1.20	1.20	1.20	1725	57.5
13-Oct-17	8:00	Fine	22482	2.8343	2.9325	24592.73	24616.73	24.00	1.20	1.20	1.20	1728	56.8
19-Oct-17	8:00	Fine	22542	2.8371	2.9065	24619.73	24643.73	24.00	1.20	1.21	1.21	1736	40.0
25-Oct-17	8:00	Fine	22628	2.8481	2.9875	24646.73	24670.73	24.00	1.21	1.21	1.21	1741	80.1

Report on 1-hour TSP monitoring

Action Level ($\mu\text{g}/\text{m}^3$) - 312.5
 Limit Level ($\mu\text{g}/\text{m}^3$) - 500

Date	Sampling Time	Weather Condition	Filter paper no.	Filter Weight, g		Elapse Time, hr		Sampling Time, hr	Flow Rate, m^3/min			Total Volume, m^3	TSP Level, $\mu\text{g}/\text{m}^3$
				Initial	Final	Initial	Final		Initial, Q_{si}	Final, Q_{sf}	Average		
30-Sep-17	8:30	Rainy	22365	2.8593	2.8610	24535.73	24536.73	1.00	1.20	1.20	1.20	72	23.7
30-Sep-17	9:35	Rainy	22340	2.8556	2.8576	24536.73	24537.73	1.00	1.20	1.20	1.20	72	27.8
30-Sep-17	13:00	Rainy	22344	2.8382	2.8420	24537.73	24538.73	1.00	1.20	1.20	1.20	72	52.9
4-Oct-17	9:21	Fine	22352	2.8545	2.8587	24562.73	24563.73	1.00	1.20	1.20	1.20	72	58.4
4-Oct-17	13:00	Fine	22338	2.8491	2.8535	24563.73	24564.73	1.00	1.26	1.26	1.26	75	58.4
4-Oct-17	14:33	Fine	21108	2.8912	2.8963	24564.73	24565.73	1.00	1.20	1.20	1.20	72	70.9
9-Oct-17	9:11	Fine	22442	2.8355	2.8398	24589.73	24590.73	1.00	1.20	1.20	1.20	72	59.9
9-Oct-17	10:28	Fine	22329	2.8325	2.8391	24590.73	24591.73	1.00	1.20	1.20	1.20	72	91.9
9-Oct-17	13:25	Fine	22318	2.8272	2.8320	24591.73	24592.73	1.00	1.20	1.20	1.20	72	66.9
14-Oct-17	8:45	Fine	22560	2.8344	2.8382	24616.73	24617.73	1.00	1.20	1.20	1.20	72	52.7
14-Oct-17	10:40	Fine	22554	2.8160	2.8193	24617.73	24618.73	1.00	1.20	1.20	1.20	72	45.8
14-Oct-17	13:00	Fine	22547	2.8461	2.8517	24618.73	24619.73	1.00	1.20	1.20	1.20	72	77.7
20-Oct-17	8:30	Fine	22517	2.8358	2.8383	24643.73	24644.73	1.00	1.32	1.32	1.32	79	31.5
20-Oct-17	10:47	Fine	22668	2.8205	2.8251	24644.73	24645.73	1.00	1.32	1.32	1.32	79	58.0
20-Oct-17	14:45	Fine	22652	2.8594	2.8727	24645.73	24646.73	1.00	1.32	1.32	1.32	79	167.8
26-Oct-17	8:30	Fine	22603	2.8394	2.8431	24670.73	24671.73	1.00	1.21	1.21	1.21	72	51.0
26-Oct-17	10:32	Fine	22614	2.8672	2.8721	24671.73	24672.73	1.00	1.24	1.24	1.24	74	66.0
26-Oct-17	13:00	Fine	22770	2.7837	2.7857	24672.73	24673.73	1.00	1.21	1.21	1.21	72	27.6



Location: CMA5b - Pedestrian Plaza

Report on 24-hour TSP monitoring

Action Level ($\mu\text{g}/\text{m}^3$) - 181

Limit Level ($\mu\text{g}/\text{m}^3$) - 260

Date	Sampling Time	Weather Condition	Filter paper no.	Filter Weight, g		Elapse Time, hr		Sampling Time, hr	Flow Rate, m^3/min			Total Volume, m^3	TSP Level, $\mu\text{g}/\text{m}^3$
				Initial	Final	Initial	Final		Initial, Q_{si}	Final, Q_{sf}	Average		
29-Sep-17	8:00	Fine	22125	2.8659	3.0064	9071.93	9095.93	24.00	0.91	0.91	0.91	1312	107.1
3-Oct-17	8:00	Fine	22330	2.8531	2.9833	9098.93	9122.93	24.00	0.91	0.91	0.91	1310	99.4
7-Oct-17	8:00	Fine	22498	2.8602	3.0446	9125.93	9149.93	24.00	0.91	0.91	0.91	1311	140.6
13-Oct-17	8:00	Fine	22465	2.8588	3.0811	9152.93	9176.93	24.00	0.91	0.91	0.91	1315	169.1
20-Oct-17	16:15	Fine	22644	2.8534	2.9593	9206.54	9230.54	24.00	0.78	0.78	0.78	1123	94.3
25-Oct-17	8:00	Fine	22546	2.8559	3.0173	9230.54	9254.54	24.00	0.78	0.78	0.78	1128	143.0

Remarks: Due to interruption of electricity, the 24hr TSP was rescheduled from 19 October 2017 to 20 October 2017.

Report on 1-hour TSP monitoring

Action Level ($\mu\text{g}/\text{m}^3$) - 332

Limit Level ($\mu\text{g}/\text{m}^3$) - 500

Date	Sampling Time	Weather Condition	Filter paper no.	Filter Weight, g		Elapse Time, hr		Sampling Time, hr	Flow Rate, m^3/min			Total Volume, m^3	TSP Level, $\mu\text{g}/\text{m}^3$
				Initial	Final	Initial	Final		Initial, Q_{si}	Final, Q_{sf}	Average		
30-Sep-17	8:40	Rainy	22363	2.8495	2.8542	9095.93	9096.93	1.00	0.84	0.84	0.84	50	93.3
30-Sep-17	10:15	Rainy	22322	2.8625	2.8665	9096.93	9097.93	1.00	0.91	0.91	0.91	55	73.3
30-Sep-17	13:00	Rainy	22348	2.8573	2.8625	9097.93	9098.93	1.00	0.84	0.84	0.84	50	103.3
4-Oct-17	9:03	Fine	22353	2.8568	2.8660	9122.93	9123.93	1.00	0.91	0.91	0.91	55	168.3
4-Oct-17	10:46	Fine	22337	2.8445	2.8487	9123.93	9124.93	1.00	0.77	0.77	0.77	46	90.9
4-Oct-17	13:00	Fine	22486	2.8302	2.8359	9124.93	9125.93	1.00	0.91	0.91	0.91	55	104.3
9-Oct-17	8:53	Fine	22434	2.8589	2.8704	9149.93	9150.93	1.00	0.91	0.91	0.91	55	210.9
9-Oct-17	9:54	Fine	22440	2.8635	2.8772	9150.93	9151.93	1.00	0.91	0.91	0.91	55	251.3
9-Oct-17	13:04	Fine	22437	2.8501	2.8597	9151.93	9152.93	1.00	0.91	0.91	0.91	55	176.1
14-Oct-17	9:02	Fine	22558	2.8336	2.8443	9176.93	9177.93	1.00	0.84	0.84	0.84	51	211.4
14-Oct-17	10:15	Fine	22553	2.8451	2.8532	9177.93	9178.93	1.00	0.84	0.84	0.84	51	160.0
14-Oct-17	13:00	Fine	22550	2.8444	2.8612	9178.93	9179.93	1.00	0.91	0.91	0.91	55	306.3
20-Oct-17	8:45	Fine	22516	2.8437	2.8484	9203.54	9204.54	1.00	0.78	0.78	0.78	47	100.4
20-Oct-17	10:35	Fine	22665	2.8455	2.8513	9204.54	9205.54	1.00	0.78	0.78	0.78	47	123.9
20-Oct-17	13:00	Fine	22661	2.8526	2.8567	9205.54	9206.54	1.00	0.78	0.78	0.78	47	87.6
26-Oct-17	8:50	Fine	22619	2.8494	2.8587	9254.54	9255.54	1.00	0.78	0.78	0.78	47	198.0
26-Oct-17	10:10	Fine	22615	2.8294	2.8480	9255.54	9256.54	1.00	1.07	1.07	1.07	64	290.7
26-Oct-17	17:00	Fine	22772	2.8011	2.8301	9256.54	9257.54	1.00	1.00	1.00	1.00	60	485.5



Location: MA1e - International Finance Centre (Eastern Wing)

Report on 24-hour TSP monitoring

Action Level ($\mu\text{g}/\text{m}^3$) - 173.4

Limit Level ($\mu\text{g}/\text{m}^3$) - 260

Date	Sampling Time	Weather Condition	Filter paper no.	Filter Weight, g		Elapse Time, hr		Sampling Time, hr	Flow Rate, m^3/min			Total Volume, m^3	TSP Level, $\mu\text{g}/\text{m}^3$
				Initial	Final	Initial	Final		Initial, Q_{si}	Final, Q_{sf}	Average		
29-Sep-17	8:00	Fine	22144	2.8569	2.9170	21403.99	21427.99	24.00	1.12	1.11	1.11	1604	37.5
3-Oct-17	8:00	Fine	22358	2.8442	2.8950	21430.99	21454.99	24.00	1.11	1.11	1.11	1603	31.7
7-Oct-17	8:00	Fine	22208	2.8439	2.9373	21457.99	21481.99	24.00	1.11	1.11	1.11	1604	58.2
13-Oct-17	8:00	Fine	22448	2.8625	2.9842	21484.99	21508.99	24.00	1.11	1.12	1.12	1607	75.7
19-Oct-17	8:00	Fine	22422	2.8506	2.9291	21511.99	21535.99	24.00	1.12	1.12	1.12	1615	48.6
25-Oct-17	8:00	Fine	22632	2.8628	2.9942	21538.99	21562.99	24.00	1.13	1.12	1.13	1621	81.1

Report on 1-hour TSP monitoring

Action Level ($\mu\text{g}/\text{m}^3$) - 325.1

Limit Level ($\mu\text{g}/\text{m}^3$) - 500

Date	Sampling Time	Weather Condition	Filter paper no.	Filter Weight, g		Elapse Time, hr		Sampling Time, hr	Flow Rate, m^3/min			Total Volume, m^3	TSP Level, $\mu\text{g}/\text{m}^3$
				Initial	Final	Initial	Final		Initial, Q_{si}	Final, Q_{sf}	Average		
30-Sep-17	8:02	Rainy	22273	2.8288	2.8321	21427.99	21428.99	1.00	1.11	1.11	1.11	67	49.4
30-Sep-17	9:45	Rainy	22266	2.8442	2.8487	21428.99	21429.99	1.00	1.23	1.17	1.20	72	62.4
30-Sep-17	10:50	Rainy	22361	2.8737	2.8795	21429.99	21430.99	1.00	1.14	1.14	1.14	69	84.6
4-Oct-17	9:05	Fine	22219	2.8595	2.8625	21454.99	21455.99	1.00	1.11	1.11	1.11	67	44.9
4-Oct-17	10:12	Fine	22209	2.8527	2.8573	21455.99	21456.99	1.00	1.11	1.11	1.11	67	68.8
4-Oct-17	13:00	Fine	22212	2.8427	2.8475	21456.99	21457.99	1.00	1.11	1.11	1.11	67	71.8
9-Oct-17	8:30	Fine	22154	2.8607	2.8624	21481.99	21482.99	1.00	1.11	1.11	1.11	67	25.5
9-Oct-17	9:33	Fine	22151	2.8901	2.8925	21482.99	21483.99	1.00	1.11	1.11	1.11	67	36.0
9-Oct-17	10:36	Fine	22216	2.8519	2.8564	21483.99	21484.99	1.00	1.11	1.11	1.11	67	67.4
14-Oct-17	8:53	Fine	22579	2.8565	2.8614	21508.99	21509.99	1.00	1.12	1.12	1.12	67	73.1
14-Oct-17	9:56	Fine	22582	2.8589	2.8646	21509.99	21510.99	1.00	1.12	1.12	1.12	67	85.1
14-Oct-17	11:00	Fine	22420	2.8524	2.8589	21510.99	21511.99	1.00	1.12	1.12	1.12	67	97.0
20-Oct-17	9:30	Fine	22521	2.8917	2.8933	21535.99	21536.99	1.00	1.12	1.12	1.12	67	23.8
20-Oct-17	13:00	Fine	22657	2.8430	2.8456	21536.99	21537.99	1.00	1.12	1.12	1.12	67	38.6
20-Oct-17	14:10	Fine	22654	2.8463	2.8512	21537.99	21538.99	1.00	1.12	1.12	1.12	67	72.8
26-Oct-17	9:45	Fine	22606	2.8621	2.8691	21562.99	21563.99	1.00	1.24	1.24	1.24	75	93.8
26-Oct-17	10:55	Fine	22610	2.8590	2.8640	21563.99	21564.99	1.00	1.12	1.12	1.12	67	74.1
26-Oct-17	14:00	Fine	22572	2.8621	2.8697	21564.99	21565.99	1.00	1.24	1.24	1.24	75	101.9



Location: MA1w - International Finance Centre (Western Wing)

Report on 24-hour TSP monitoring

Action Level ($\mu\text{g}/\text{m}^3$) - 173.4
Limit Level ($\mu\text{g}/\text{m}^3$) - 260

Date	Sampling Time	Weather Condition	Filter paper no.	Filter Weight, g		Elapse Time, hr		Sampling Time, hr	Flow Rate, m^3/min			Total Volume, m^3	TSP Level, $\mu\text{g}/\text{m}^3$
				Initial	Final	Initial	Final		Initial, Q_{si}	Final, Q_{sf}	Average		
29-Sep-17	8:00	Fine	22145	2.8474	2.9090	21191.19	21215.19	24.00	1.25	1.25	1.25	1804	34.1
3-Oct-17	8:00	Fine	22359	2.8675	2.9318	21218.20	21242.20	24.00	1.25	1.25	1.25	1803	35.7
7-Oct-17	8:00	Fine	22214	2.8395	2.8958	21245.20	21269.20	24.00	1.25	1.25	1.25	1804	31.2
13-Oct-17	8:00	Fine	22449	2.8632	2.9746	21272.20	21296.20	24.00	1.25	1.26	1.25	1807	61.7
19-Oct-17	8:00	Fine	22423	2.8522	2.9479	21299.20	21323.20	24.00	1.26	1.26	1.26	1815	52.7
25-Oct-17	8:00	Fine	22634	2.8424	3.0043	21326.20	21350.20	24.00	1.27	1.26	1.26	1821	88.9

Report on 1-hour TSP monitoring

Action Level ($\mu\text{g}/\text{m}^3$) - 325.1
Limit Level ($\mu\text{g}/\text{m}^3$) - 500

Date	Sampling Time	Weather Condition	Filter paper no.	Filter Weight, g		Elapse Time, hr		Sampling Time, hr	Flow Rate, m^3/min			Total Volume, m^3	TSP Level, $\mu\text{g}/\text{m}^3$
				Initial	Final	Initial	Final		Initial, Q_{si}	Final, Q_{sf}	Average		
30-Sep-17	8:43	Rainy	22247	2.8366	2.8401	21215.19	21216.19	1.00	1.25	1.25	1.25	75	46.6
30-Sep-17	9:45	Rainy	22269	2.8271	2.8320	21216.19	21217.19	1.00	1.25	1.25	1.25	75	65.2
30-Sep-17	10:48	Rainy	22268	2.8358	2.8409	21217.19	21218.19	1.00	1.25	1.25	1.25	75	67.9
4-Oct-17	8:54	Fine	22218	2.8558	2.8592	21242.20	21243.20	1.00	1.25	1.25	1.25	75	45.2
4-Oct-17	10:05	Fine	22221	2.8527	2.8569	21243.20	21244.20	1.00	1.25	1.25	1.25	75	55.9
4-Oct-17	13:00	Fine	22210	2.8388	2.8456	21244.20	21245.20	1.00	1.25	1.25	1.25	75	90.5
9-Oct-17	8:25	Fine	22155	2.8387	2.8419	21269.20	21270.20	1.00	1.25	1.25	1.25	75	42.6
9-Oct-17	9:28	Fine	22152	2.8761	2.8792	21270.20	21271.20	1.00	1.25	1.25	1.25	75	41.3
9-Oct-17	10:32	Fine	22149	2.8844	2.8882	21271.20	21272.20	1.00	1.14	1.14	1.14	69	55.4
14-Oct-17	8:46	Fine	22578	2.8751	2.8795	21296.20	21297.20	1.00	1.26	1.26	1.26	75	58.4
14-Oct-17	9:50	Fine	22581	2.8589	2.8682	21297.20	21298.20	1.00	1.26	1.26	1.26	75	123.5
14-Oct-17	10:56	Fine	22419	2.8370	2.8460	21298.20	21299.20	1.00	1.26	1.26	1.26	75	119.5
20-Oct-17	8:35	Fine	22670	2.8378	2.8406	21323.20	21324.20	1.00	1.23	1.23	1.23	74	37.8
20-Oct-17	13:00	Fine	22656	2.8558	2.8627	21324.20	21325.20	1.00	1.26	1.26	1.26	76	91.2
20-Oct-17	14:15	Fine	22659	2.8282	2.8373	21325.20	21326.20	1.00	1.26	1.26	1.26	76	120.3
26-Oct-17	9:50	Fine	22605	2.8448	2.8514	21350.20	21351.20	1.00	1.21	1.21	1.21	73	91.0
26-Oct-17	13:00	Fine	22609	2.8701	2.8793	21351.20	21352.20	1.00	1.26	1.26	1.26	76	121.4
26-Oct-17	14:05	Fine	22571	2.8646	2.8741	21352.20	21353.20	1.00	1.26	1.26	1.26	76	125.3



Location: CMA1b - Harbour Grand Hotel Boundary Wall

Report on 24-hour TSP monitoring

Action Level ($\mu\text{g}/\text{m}^3$) - 176.7

Limit Level ($\mu\text{g}/\text{m}^3$) - 260

Date	Sampling Time	Weather Condition	Filter paper no.	Filter Weight, g		Elapse Time, hr		Sampling Time, hr	Flow Rate, m^3/min			Total Volume, m^3	TSP Level, $\mu\text{g}/\text{m}^3$
				Initial	Final	Initial	Final		Initial, Q_{si}	Final, Q_{sf}	Average		
31-Oct-17	8:00	Fine	22782	2.7851	2.9112	10796.36	10820.36	24.00	1.24	1.23	1.23	1778	70.9
6-Nov-17	8:00	Cloudy	22871	2.6604	2.7714	10823.36	10847.36	24.00	1.12	1.12	1.12	1614	68.8
11-Nov-17	8:00	Cloudy	22942	2.6740	2.8373	10850.36	10874.36	24.00	1.12	1.12	1.12	1612	101.3
17-Nov-17	8:00	Fine	23108	2.6689	2.7637	10877.37	10901.37	24.00	1.12	1.12	1.12	1609	58.9
23-Nov-17	8:00	Fine	23052	2.6908	2.8596	10904.41	10928.41	24.00	1.19	1.19	1.19	1718	98.3

Report on 1-hour TSP monitoring

Action Level ($\mu\text{g}/\text{m}^3$) - 320.1

Limit Level ($\mu\text{g}/\text{m}^3$) - 500

Date	Sampling Time	Weather Condition	Filter paper no.	Filter Weight, g		Elapse Time, hr		Sampling Time, hr	Flow Rate, m^3/min			Total Volume, m^3	TSP Level, $\mu\text{g}/\text{m}^3$
				Initial	Final	Initial	Final		Initial, Q_{si}	Final, Q_{sf}	Average		
1-Nov-17	9:05	Fine	22890	2.6621	2.6731	10820.36	10821.36	1.00	1.12	1.12	1.12	67	163.4
1-Nov-17	10:55	Fine	22887	2.6626	2.6695	10821.36	10822.36	1.00	1.23	1.23	1.23	74	93.3
1-Nov-17	14:00	Fine	22761	2.7735	2.7826	10822.36	10823.36	1.00	1.23	1.23	1.23	74	123.0
7-Nov-17	8:17	Cloudy	22904	2.6637	2.6720	10847.36	10848.36	1.00	1.12	1.12	1.12	67	123.5
7-Nov-17	10:25	Cloudy	22725	2.8160	2.8228	10848.36	10849.36	1.00	1.12	1.12	1.12	67	101.2
7-Nov-17	13:00	Cloudy	22733	2.8085	2.8194	10849.36	10850.36	1.00	1.12	1.12	1.12	67	162.2
13-Nov-17	13:00	Cloudy	22937	2.6869	2.6914	10874.36	10875.36	1.00	1.12	1.12	1.12	67	66.9
13-Nov-17	14:15	Cloudy	22932	2.6746	2.6824	10875.36	10876.36	1.00	1.12	1.12	1.12	67	115.9
13-Nov-17	16:30	Cloudy	22969	2.6725	2.6821	10876.36	10877.36	1.00	1.12	1.12	1.12	67	142.7
18-Nov-17	8:02	Fine	23043	2.6862	2.6917	10901.37	10902.37	1.00	1.12	1.12	1.12	67	82.0
18-Nov-17	9:04	Fine	23037	2.6653	2.6707	10902.37	10903.37	1.00	1.12	1.12	1.12	67	80.5
18-Nov-17	10:06	Fine	23047	2.6699	2.6727	10903.37	10904.37	1.00	1.12	1.12	1.12	67	41.8
24-Nov-17	8:35	Fine	23098	2.6615	2.6697	10928.41	10929.41	1.00	1.19	1.19	1.19	72	114.5
24-Nov-17	10:05	Fine	22949	2.6655	2.6688	10929.41	10930.41	1.00	1.19	1.19	1.19	72	46.1
24-Nov-17	13:15	Fine	23201	2.6811	2.6937	10930.41	10931.41	1.00	1.19	1.19	1.19	72	176.0



Location: CMA2a - Causeway Bay Community Centre

Report on 24-hour TSP monitoring

Action Level ($\mu\text{g}/\text{m}^3$) - 169.5

Limit Level ($\mu\text{g}/\text{m}^3$) - 260

Date	Sampling Time	Weather Condition	Filter paper no.	Filter Weight, g		Elapse Time, hr		Sampling Time, hr	Flow Rate, m^3/min			Total Volume, m^3	TSP Level, $\mu\text{g}/\text{m}^3$
				Initial	Final	Initial	Final		Initial, Q_{si}	Final, Q_{sf}	Average		
31-Oct-17	8:00	Fine	22781	2.7757	2.9610	20368.24	20392.24	24.00	1.32	1.32	1.32	1903	97.4
6-Nov-17	8:00	Cloudy	22873	2.6732	2.8005	20395.24	20419.24	24.00	1.32	1.32	1.32	1898	67.1
11-Nov-17	8:00	Cloudy	22944	2.6739	2.8032	20422.24	20446.24	24.00	1.26	1.26	1.26	1816	71.2
17-Nov-17	8:00	Fine	23109	2.6636	2.7902	20449.24	20473.24	24.00	1.31	1.31	1.31	1894	66.9
23-Nov-17	8:00	Fine	23053	2.6756	2.8496	20476.27	20500.27	24.00	1.18	1.18	1.18	1704	102.1

Report on 1-hour TSP monitoring

Action Level ($\mu\text{g}/\text{m}^3$) - 323.4

Limit Level ($\mu\text{g}/\text{m}^3$) - 500

Date	Sampling Time	Weather Condition	Filter paper no.	Filter Weight, g		Elapse Time, hr		Sampling Time, hr	Flow Rate, m^3/min			Total Volume, m^3	TSP Level, $\mu\text{g}/\text{m}^3$
				Initial	Final	Initial	Final		Initial, Q_{si}	Final, Q_{sf}	Average		
1-Nov-17	9:00	Fine	22900	2.6783	2.6847	20392.24	20393.24	1.00	1.26	1.26	1.26	76	84.4
1-Nov-17	11:00	Fine	22886	2.6626	2.6712	20393.24	20394.24	1.00	1.21	1.21	1.21	72	118.7
1-Nov-17	14:05	Fine	22760	2.7716	2.7803	20394.24	20395.24	1.00	1.21	1.21	1.21	72	120.0
7-Nov-17	8:20	Cloudy	22903	2.6686	2.6763	20419.24	20420.24	1.00	1.32	1.32	1.32	79	97.4
7-Nov-17	10:20	Cloudy	22724	2.8239	2.8299	20420.24	20421.24	1.00	1.21	1.21	1.21	72	82.9
7-Nov-17	13:00	Cloudy	22732	2.7893	2.7959	20421.24	20422.24	1.00	1.21	1.21	1.21	72	91.2
13-Nov-17	13:00	Cloudy	22936	2.6737	2.6778	20446.24	20447.24	1.00	1.29	1.29	1.29	77	52.9
13-Nov-17	14:26	Cloudy	22931	2.6557	2.6587	20447.24	20448.24	1.00	1.21	1.21	1.21	72	41.4
13-Nov-17	16:33	Cloudy	22968	2.6755	2.6789	20448.24	20449.24	1.00	1.26	1.21	1.24	74	45.9
18-Nov-17	8:05	Fine	23044	2.6772	2.6821	20473.24	20474.24	1.00	1.26	1.26	1.26	76	64.8
18-Nov-17	9:17	Fine	23036	2.6848	2.6882	20474.24	20475.24	1.00	1.20	1.20	1.20	72	47.1
18-Nov-17	10:20	Fine	23045	2.6798	2.6833	20475.24	20476.24	1.00	1.20	1.20	1.20	72	48.5
24-Nov-17	8:40	Fine	23084	2.6705	2.6778	20500.27	20501.27	1.00	1.18	1.18	1.18	71	102.8
24-Nov-17	10:13	Fine	22948	2.6715	2.6764	20501.27	20502.27	1.00	1.18	1.18	1.18	71	69.0
24-Nov-17	13:15	Fine	23075	2.6596	2.6664	20502.27	20503.27	1.00	1.18	1.18	1.18	71	95.8



Location: CMA3a - CWB PRE Site Office Area

Report on 24-hour TSP monitoring

Action Level ($\mu\text{g}/\text{m}^3$) - 171

Limit Level ($\mu\text{g}/\text{m}^3$) - 260

Date	Sampling Time	Weather Condition	Filter paper no.	Filter Weight, g		Elapse Time, hr		Sampling Time, hr	Flow Rate, m^3/min			Total Volume, m^3	TSP Level, $\mu\text{g}/\text{m}^3$
				Initial	Final	Initial	Final		Initial, Q_{si}	Final, Q_{sf}	Average		
1-Nov-17	15:45	Fine	22897	2.6967	2.8185	7864.90	7888.90	24.00	1.13	1.13	1.13	1628	74.8
6-Nov-17	8:00	Cloudy	22883	2.6734	2.7871	7888.91	7912.91	24.00	1.13	1.13	1.13	1629	69.8
11-Nov-17	8:00	Cloudy	22989	2.6728	2.7976	7916.19	7940.19	24.00	1.09	1.10	1.10	1577	79.1
17-Nov-17	8:00	Fine	23111	2.6637	2.7966	7943.19	7967.19	24.00	1.13	1.13	1.13	1623	81.9
23-Nov-17	8:00	Fine	23056	2.6924	2.8510	7970.24	7994.24	24.00	1.00	1.01	1.01	1448	109.5

Remarks: Due to interruption of electricity, the 24hr TSP monitoring was rescheduled from 31 October 2017 to 1 November 2017.

Report on 1-hour TSP monitoring

Action Level ($\mu\text{g}/\text{m}^3$) - 311.3

Limit Level ($\mu\text{g}/\text{m}^3$) - 500

Date	Sampling Time	Weather Condition	Filter paper no.	Filter Weight, g		Elapse Time, hr		Sampling Time, hr	Flow Rate, m^3/min			Total Volume, m^3	TSP Level, $\mu\text{g}/\text{m}^3$
				Initial	Final	Initial	Final		Initial, Q_{si}	Final, Q_{sf}	Average		
1-Nov-17	8:47	Fine	22907	2.6547	2.6603	7861.90	7862.90	1.00	1.13	1.13	1.13	68	82.4
1-Nov-17	10:47	Fine	22888	2.6635	2.6678	7862.90	7863.90	1.00	1.13	1.13	1.13	68	63.3
1-Nov-17	13:25	Fine	22885	2.6676	2.6741	7863.90	7864.90	1.00	1.13	1.13	1.13	68	95.6
7-Nov-17	8:02	Cloudy	22905	2.6714	2.6788	7912.91	7913.91	1.00	1.13	1.13	1.13	68	109.1
7-Nov-17	10:03	Cloudy	22738	2.7865	2.7915	7913.91	7914.91	1.00	1.13	1.13	1.13	68	73.7
7-Nov-17	13:00	Cloudy	22735	2.8152	2.8191	7914.91	7915.91	1.00	1.13	1.13	1.13	68	57.5
13-Nov-17	13:00	Cloudy	22935	2.6860	2.6883	7940.19	7941.19	1.00	1.13	1.13	1.13	68	33.9
13-Nov-17	14:32	Cloudy	22933	2.6766	2.6794	7941.19	7942.19	1.00	1.13	1.13	1.13	68	41.2
13-Nov-17	16:15	Cloudy	22929	2.6607	2.6644	7942.19	7943.19	1.00	1.13	1.13	1.13	68	54.5
18-Nov-17	8:20	Fine	23035	2.6723	2.6781	7967.19	7968.19	1.00	1.13	1.13	1.13	68	85.8
18-Nov-17	9:35	Fine	23039	2.6854	2.6911	7968.19	7969.19	1.00	1.13	1.13	1.13	68	84.3
18-Nov-17	10:37	Fine	23049	2.6734	2.6794	7969.19	7970.19	1.00	1.13	1.13	1.13	68	88.7
24-Nov-17	8:20	Fine	23099	2.6599	2.6641	7994.24	7995.24	1.00	1.01	1.01	1.01	60	69.6
24-Nov-17	10:45	Fine	23092	2.6742	2.6810	7995.24	7996.24	1.00	1.01	1.01	1.01	60	112.6
24-Nov-17	13:00	Fine	23077	2.6697	2.6806	7996.24	7997.24	1.00	1.01	1.01	1.01	60	180.5



Location: CMA4a - SPCA

Report on 24-hour TSP monitoring

Action Level ($\mu\text{g}/\text{m}^3$) - 171.2
Limit Level ($\mu\text{g}/\text{m}^3$) - 260

Date	Sampling Time	Weather Condition	Filter paper no.	Filter Weight, g		Elapse Time, hr		Sampling Time, hr	Flow Rate, m^3/min			Total Volume, m^3	TSP Level, $\mu\text{g}/\text{m}^3$
				Initial	Final	Initial	Final		Initial, Q_{si}	Final, Q_{sf}	Average		
31-Oct-17	8:00	Fine	22778	2.7512	2.9416	24673.73	24697.73	24.00	1.33	1.33	1.33	1912	99.6
6-Nov-17	8:00	Cloudy	22898	2.6627	2.7879	24700.73	24724.73	24.00	1.27	1.27	1.27	1824	68.6
11-Nov-17	8:00	Cloudy	22984	2.6652	2.7772	24727.73	24751.73	24.00	1.21	1.27	1.24	1781	62.9
18-Nov-17	16:00	Fine	23061	2.6740	2.7516	24761.12	24785.12	24.00	1.21	1.22	1.21	1744	44.5
23-Nov-17	8:00	Fine	22862	2.6714	2.8208	24785.17	24809.17	24.00	1.26	1.26	1.26	1813	82.4

Remarks: Due to interruption of electricity, the 24hr TSP monitoring was rescheduled from 17 November 2017 to 18 November 2017.

Report on 1-hour TSP monitoring

Action Level ($\mu\text{g}/\text{m}^3$) - 312.5
Limit Level ($\mu\text{g}/\text{m}^3$) - 500

Date	Sampling Time	Weather Condition	Filter paper no.	Filter Weight, g		Elapse Time, hr		Sampling Time, hr	Flow Rate, m^3/min			Total Volume, m^3	TSP Level, $\mu\text{g}/\text{m}^3$
				Initial	Final	Initial	Final		Initial, Q_{si}	Final, Q_{sf}	Average		
1-Nov-17	8:45	Fine	22899	2.6626	2.6695	24697.73	24698.73	1.00	1.33	1.33	1.33	80	86.7
1-Nov-17	10:40	Fine	22889	2.6531	2.6584	24698.73	24699.73	1.00	1.21	1.21	1.21	73	73.0
1-Nov-17	13:15	Fine	22759	2.7666	2.7717	24699.73	24700.73	1.00	1.21	1.21	1.21	73	70.2
7-Nov-17	8:05	Cloudy	22891	2.6691	2.6757	24724.73	24725.73	1.00	1.24	1.24	1.24	74	88.9
7-Nov-17	10:00	Cloudy	22722	2.8278	2.8315	24725.73	24726.73	1.00	1.21	1.21	1.21	72	51.0
7-Nov-17	13:00	Cloudy	22730	2.8268	2.8314	24726.73	24727.73	1.00	1.21	1.21	1.21	72	63.5
13-Nov-17	13:00	Cloudy	22934	2.6654	2.6697	24751.73	24752.73	1.00	1.21	1.21	1.21	73	59.2
13-Nov-17	14:36	Cloudy	22930	2.6535	2.6598	24752.73	24753.73	1.00	1.21	1.21	1.21	73	86.8
13-Nov-17	16:17	Cloudy	22928	2.6569	2.6627	24753.73	24754.73	1.00	1.24	1.24	1.24	74	78.0
18-Nov-17	8:15	Fine	23034	2.6775	2.6826	24758.12	24759.12	1.00	1.21	1.21	1.21	72	70.5
18-Nov-17	9:20	Fine	23048	2.6621	2.6695	24759.12	24760.12	1.00	1.21	1.21	1.21	72	102.3
18-Nov-17	10:25	Fine	23051	2.6937	2.6988	24760.12	24761.12	1.00	1.21	1.21	1.21	72	70.5
24-Nov-17	8:15	Fine	23083	2.6632	2.6710	24809.17	24810.17	1.00	1.26	1.26	1.26	76	103.2
24-Nov-17	10:50	Fine	23086	2.6688	2.6747	24810.17	24811.17	1.00	1.26	1.26	1.26	76	78.1
24-Nov-17	13:00	Fine	23076	2.6508	2.6578	24811.17	24812.17	1.00	1.26	1.26	1.26	76	92.6



Location: CMA5b - Pedestrian Plaza

Report on 24-hour TSP monitoring

Action Level ($\mu\text{g}/\text{m}^3$) - 181
Limit Level ($\mu\text{g}/\text{m}^3$) - 260

Date	Sampling Time	Weather Condition	Filter paper no.	Filter Weight, g		Elapse Time, hr		Sampling Time, hr	Flow Rate, m^3/min			Total Volume, m^3	TSP Level, $\mu\text{g}/\text{m}^3$
				Initial	Final	Initial	Final		Initial, Q_{si}	Final, Q_{sf}	Average		
31-Oct-17	8:00	Fine	22756	2.8035	3.0340	9257.55	9281.55	24.00	0.93	0.93	0.93	1339	172.1
6-Nov-17	8:00	Cloudy	22827	2.6707	2.7959	9284.55	9308.55	24.00	0.78	0.78	0.78	1129	110.9
13-Nov-17	15:00	Cloudy	22863	2.6703	2.7792	9338.25	9362.25	24.00	0.93	0.93	0.93	1334	81.6
17-Nov-17	8:00	Fine	23110	2.6787	2.8693	9362.26	9386.26	24.00	0.92	0.92	0.92	1327	143.6
23-Nov-17	8:00	Fine	23057	2.6831	2.8822	9389.31	9413.31	24.00	0.77	0.78	0.78	1116	178.4

Remarks: Due to interruption of electricity, the 24hr TSP monitoring was rescheduled from 11 November 2017 to 13 November 2017.

Report on 1-hour TSP monitoring

Action Level ($\mu\text{g}/\text{m}^3$) - 332
Limit Level ($\mu\text{g}/\text{m}^3$) - 500

Date	Sampling Time	Weather Condition	Filter paper no.	Filter Weight, g		Elapse Time, hr		Sampling Time, hr	Flow Rate, m^3/min			Total Volume, m^3	TSP Level, $\mu\text{g}/\text{m}^3$
				Initial	Final	Initial	Final		Initial, Q_{si}	Final, Q_{sf}	Average		
1-Nov-17	8:40	Fine	22881	2.6845	2.7000	9281.55	9282.55	1.00	0.93	0.93	0.93	56	278.5
1-Nov-17	9:50	Fine	21886	2.8480	2.8735	9282.55	9283.55	1.00	1.11	1.11	1.11	66	384.5
1-Nov-17	10:55	Fine	22875	2.6697	2.6818	9283.55	9284.55	1.00	0.93	0.93	0.93	56	217.4
7-Nov-17	8:50	Cloudy	22902	2.6593	2.6706	9308.55	9309.55	1.00	0.92	0.92	0.92	55	203.7
7-Nov-17	10:40	Cloudy	22726	2.8037	2.8168	9309.55	9310.55	1.00	0.92	0.92	0.92	55	236.2
7-Nov-17	13:00	Cloudy	22734	2.8032	2.8134	9310.55	9311.55	1.00	0.92	0.92	0.92	55	183.9
13-Nov-17	9:20	Cloudy	22938	2.6714	2.6766	9335.25	9336.25	1.00	0.78	0.86	0.82	49	105.6
13-Nov-17	10:40	Cloudy	22779	2.7918	2.7955	9336.25	9337.25	1.00	0.78	0.86	0.82	49	75.2
13-Nov-17	13:00	Cloudy	22868	2.6750	2.6791	9337.25	9338.25	1.00	0.93	0.93	0.93	56	73.7
18-Nov-17	8:45	Fine	23042	2.6752	2.6851	9386.26	9387.26	1.00	0.92	0.92	0.92	55	179.0
18-Nov-17	9:50	Fine	23038	2.6765	2.6870	9387.26	9388.26	1.00	0.92	0.92	0.92	55	189.9
18-Nov-17	10:55	Fine	23050	2.6784	2.6864	9388.26	9389.26	1.00	0.85	0.85	0.85	51	156.7
24-Nov-17	9:15	Fine	23085	2.6705	2.6938	9413.31	9414.31	1.00	0.99	0.99	0.99	60	391.3
24-Nov-17	11:00	Fine	23087	2.6688	2.6899	9414.31	9415.31	1.00	0.92	0.92	0.92	55	382.1
24-Nov-17	14:00	Fine	23200	2.6811	2.7109	9415.31	9416.31	1.00	0.99	0.99	0.99	60	500.4



Location: MA1e - International Finance Centre (Eastern Wing)

Report on 24-hour TSP monitoring

Action Level ($\mu\text{g}/\text{m}^3$) - 173.4

Limit Level ($\mu\text{g}/\text{m}^3$) - 260

Date	Sampling Time	Weather Condition	Filter paper no.	Filter Weight, g		Elapse Time, hr		Sampling Time, hr	Flow Rate, m^3/min			Total Volume, m^3	TSP Level, $\mu\text{g}/\text{m}^3$
				Initial	Final	Initial	Final		Initial, Q_{si}	Final, Q_{sf}	Average		
31-Oct-17	8:00	Fine	22573	2.8612	2.9449	21565.99	21589.99	24.00	1.13	1.13	1.13	1625	51.5
6-Nov-17	8:00	Cloudy	22436	2.8677	2.9615	21592.99	21616.99	24.00	1.22	1.21	1.21	1749	53.6
11-Nov-17	8:00	Cloudy	22991	2.6771	2.8006	21619.99	21643.99	24.00	1.18	1.19	1.18	1705	72.4
17-Nov-17	8:00	Fine	23117	2.6758	2.7566	21646.99	21670.99	24.00	1.12	1.12	1.12	1616	50.0
23-Nov-17	8:00	Fine	23029	2.6833	2.8510	21673.99	21697.99	24.00	1.22	1.22	1.22	1762	95.2

Report on 1-hour TSP monitoring

Action Level ($\mu\text{g}/\text{m}^3$) - 325.1

Limit Level ($\mu\text{g}/\text{m}^3$) - 500

Date	Sampling Time	Weather Condition	Filter paper no.	Filter Weight, g		Elapse Time, hr		Sampling Time, hr	Flow Rate, m^3/min			Total Volume, m^3	TSP Level, $\mu\text{g}/\text{m}^3$
				Initial	Final	Initial	Final		Initial, Q_{si}	Final, Q_{sf}	Average		
1-Nov-17	8:32	Fine	22744	2.8024	2.8068	21589.99	21590.99	1.00	1.25	1.25	1.25	75	58.8
1-Nov-17	9:36	Fine	22741	2.8089	2.8121	21590.99	21591.99	1.00	1.19	1.19	1.19	71	45.0
1-Nov-17	10:40	Fine	21084	2.8924	2.8970	21591.99	21592.99	1.00	1.19	1.19	1.19	71	64.6
7-Nov-17	9:35	Cloudy	22719	2.8610	2.8692	21616.99	21617.99	1.00	1.24	1.24	1.24	75	109.9
7-Nov-17	13:00	Cloudy	22728	2.7849	2.7870	21617.99	21618.99	1.00	1.12	1.12	1.12	67	31.1
7-Nov-17	14:05	Cloudy	22996	2.6817	2.6876	21618.99	21619.99	1.00	1.24	1.24	1.24	75	79.1
13-Nov-17	8:47	Cloudy	22961	2.6808	2.6818	21643.99	21644.99	1.00	1.25	1.25	1.25	75	13.4
13-Nov-17	9:50	Cloudy	22958	2.6909	2.6925	21644.99	21645.99	1.00	1.16	1.16	1.16	69	23.1
13-Nov-17	10:53	Cloudy	22955	2.6852	2.6889	21645.99	21646.99	1.00	1.13	1.13	1.13	68	54.7
18-Nov-17	8:27	Fine	22967	2.6780	2.6835	21670.99	21671.99	1.00	1.15	1.15	1.15	69	79.6
18-Nov-17	9:32	Fine	22425	2.8441	2.8490	21671.99	21672.99	1.00	1.18	1.24	1.21	73	67.4
18-Nov-17	10:37	Fine	23032	2.6797	2.6850	21672.99	21673.99	1.00	1.24	1.24	1.24	74	71.2
24-Nov-17	10:00	Fine	23095	2.6698	2.6761	21697.99	21698.99	1.00	1.22	1.22	1.22	73	85.8
24-Nov-17	13:00	Fine	23079	2.6790	2.6868	21698.99	21699.99	1.00	1.22	1.22	1.22	73	106.2
24-Nov-17	14:50	Fine	23197	2.6778	2.6856	21699.99	21700.99	1.00	1.22	1.22	1.22	73	106.2



Location: MA1w - International Finance Centre (Western Wing)

Report on 24-hour TSP monitoring

Action Level ($\mu\text{g}/\text{m}^3$) - 173.4
Limit Level ($\mu\text{g}/\text{m}^3$) - 260

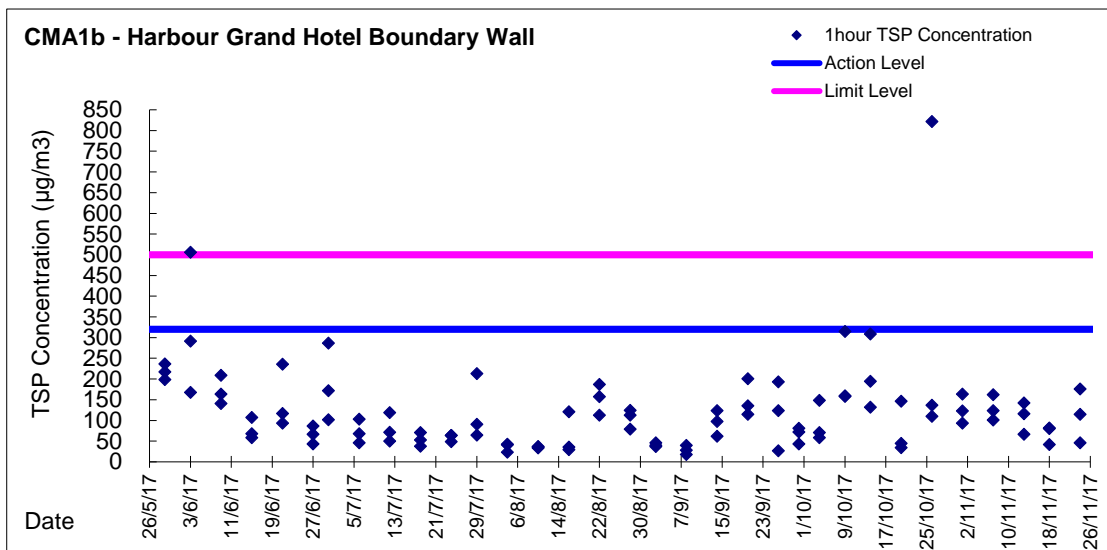
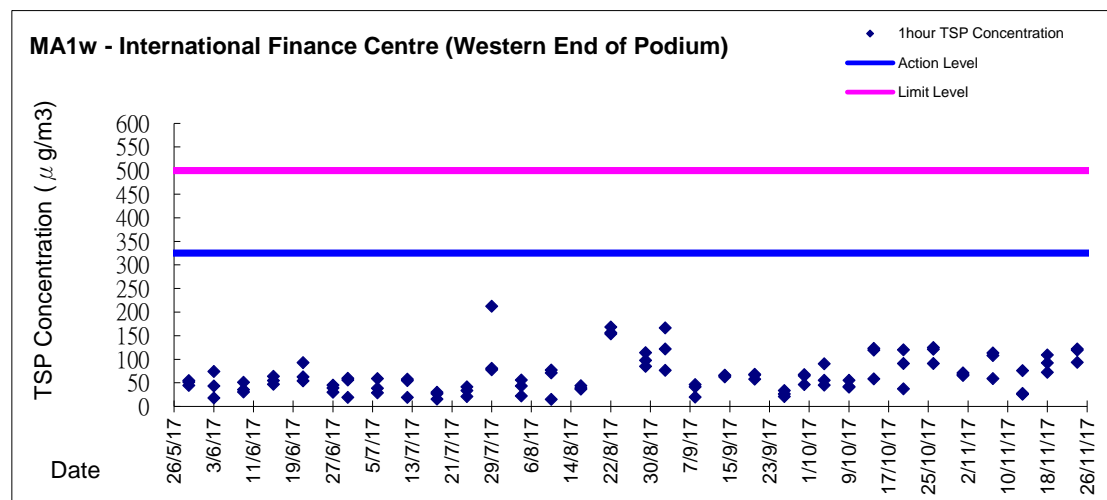
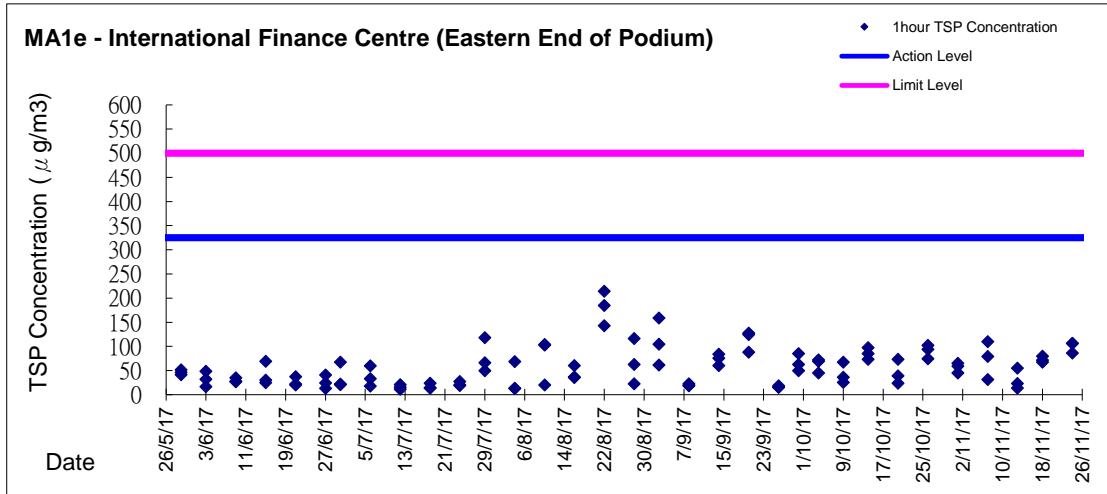
Date	Sampling Time	Weather Condition	Filter paper no.	Filter Weight, g		Elapse Time, hr		Sampling Time, hr	Flow Rate, m^3/min			Total Volume, m^3	TSP Level, $\mu\text{g}/\text{m}^3$
				Initial	Final	Initial	Final		Initial, Q_{si}	Final, Q_{sf}	Average		
31-Oct-17	8:00	Fine	22576	2.8608	3.0347	21353.20	21377.20	24.00	1.27	1.27	1.27	1825	95.3
6-Nov-17	8:00	Cloudy	22435	2.8562	2.9923	21380.20	21404.20	24.00	1.27	1.26	1.26	1821	74.8
11-Nov-17	8:00	Cloudy	22992	2.6654	2.8198	21407.20	21431.20	24.00	1.26	1.27	1.26	1819	84.9
17-Nov-17	8:00	Fine	23116	2.6878	2.8608	21434.76	21458.76	24.00	1.26	1.26	1.26	1816	95.3
23-Nov-17	8:00	Fine	23028	2.6627	2.8314	21461.82	21485.82	24.00	1.35	1.35	1.35	1942	86.9

Report on 1-hour TSP monitoring

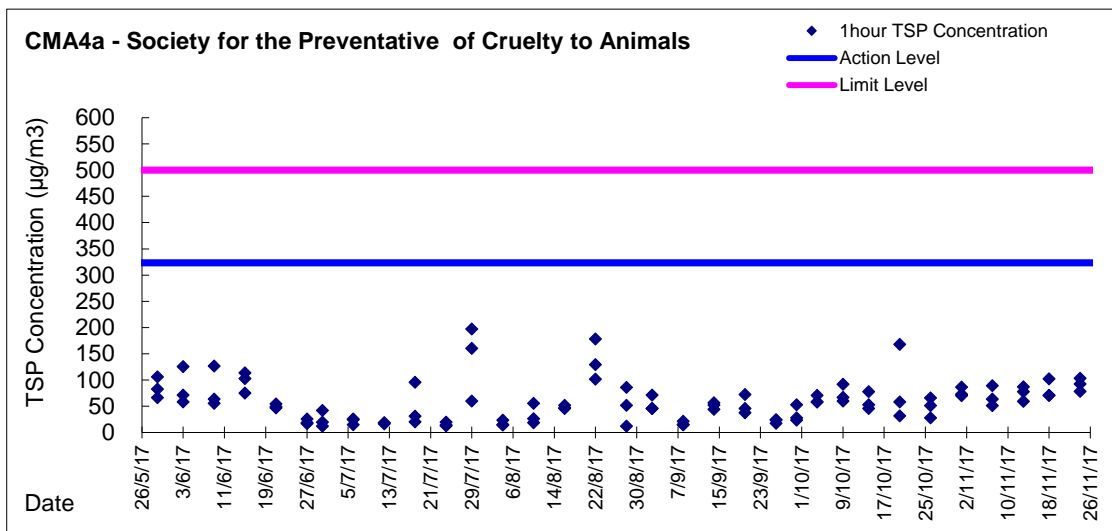
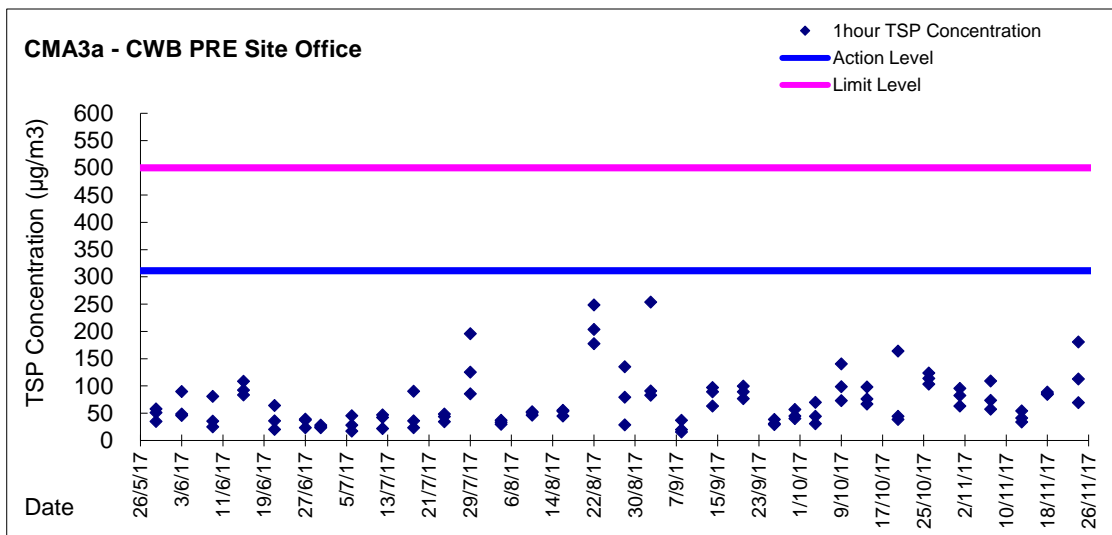
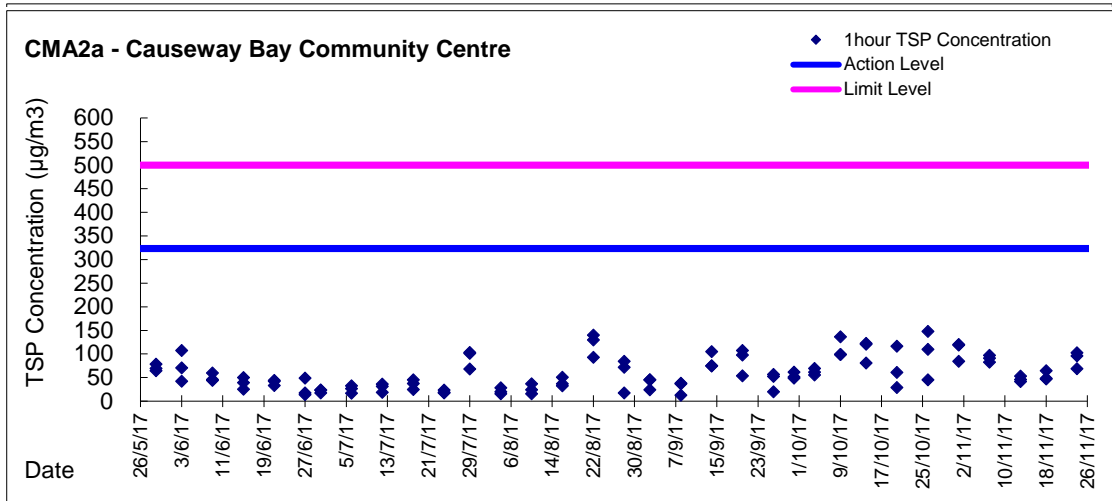
Action Level ($\mu\text{g}/\text{m}^3$) - 325.1
Limit Level ($\mu\text{g}/\text{m}^3$) - 500

Date	Sampling Time	Weather Condition	Filter paper no.	Filter Weight, g		Elapse Time, hr		Sampling Time, hr	Flow Rate, m^3/min			Total Volume, m^3	TSP Level, $\mu\text{g}/\text{m}^3$
				Initial	Final	Initial	Final		Initial, Q_{si}	Final, Q_{sf}	Average		
1-Nov-17	8:25	Fine	22745	2.7841	2.7891	21377.20	21378.20	1.00	1.27	1.27	1.27	76	65.8
1-Nov-17	9:28	Fine	22742	2.8104	2.8156	21378.20	21379.20	1.00	1.27	1.27	1.27	76	68.5
1-Nov-17	10:32	Fine	22469	2.8496	2.8550	21379.20	21380.20	1.00	1.27	1.27	1.27	76	71.1
7-Nov-17	9:40	Cloudy	22720	2.8620	2.8706	21404.20	21405.20	1.00	1.26	1.26	1.26	76	113.4
7-Nov-17	13:00	Cloudy	22727	2.7967	2.8012	21405.20	21406.20	1.00	1.26	1.26	1.26	76	59.4
7-Nov-17	14:10	Cloudy	22995	2.6735	2.6817	21406.20	21407.20	1.00	1.26	1.26	1.26	76	108.2
13-Nov-17	8:52	Cloudy	22960	2.6822	2.6842	21431.20	21432.20	1.00	1.27	1.27	1.27	76	26.3
13-Nov-17	9:55	Cloudy	22957	2.6884	2.6905	21432.20	21433.20	1.00	1.27	1.27	1.27	76	27.7
13-Nov-17	10:58	Cloudy	22954	2.6841	2.6899	21433.20	21434.20	1.00	1.27	1.27	1.27	76	76.4
18-Nov-17	8:35	Fine	22966	2.6918	2.6988	21458.76	21459.76	1.00	1.26	1.26	1.26	76	92.5
18-Nov-17	9:38	Fine	22970	2.6917	2.6972	21459.76	21460.76	1.00	1.26	1.26	1.26	76	72.7
18-Nov-17	10:47	Fine	23031	2.6859	2.6942	21460.76	21461.76	1.00	1.26	1.26	1.26	76	109.7
24-Nov-17	10:05	Fine	23094	2.6764	2.6843	21485.82	21486.82	1.00	1.40	1.40	1.40	84	93.8
24-Nov-17	13:00	Fine	23089	2.6578	2.6681	21486.82	21487.82	1.00	1.40	1.40	1.40	84	122.3
24-Nov-17	14:55	Fine	23195	2.6717	2.6818	21487.82	21488.82	1.00	1.40	1.40	1.40	84	120.0

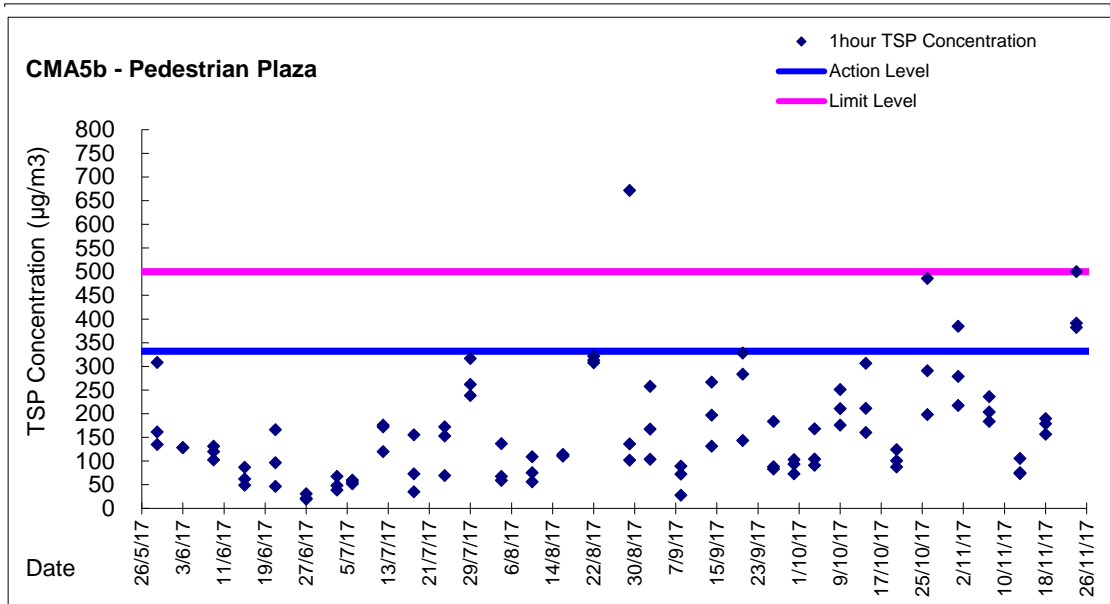
Graphic Presentation of 1 hour TSP Result



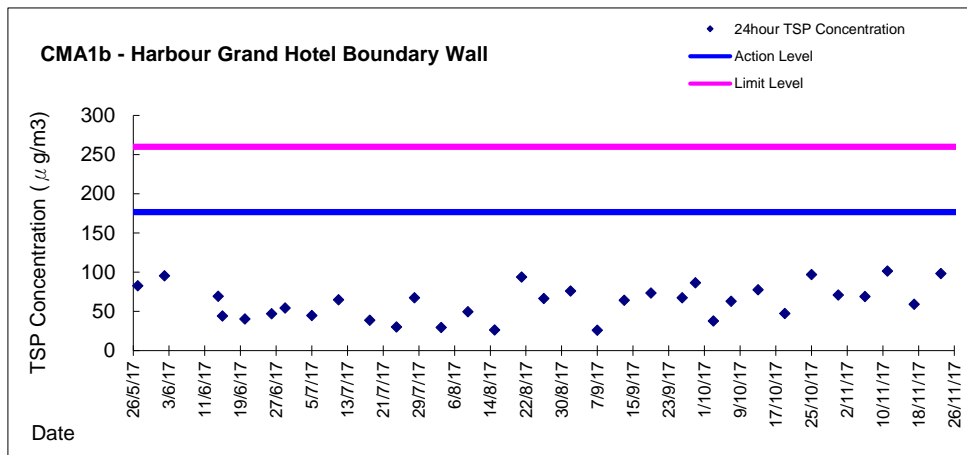
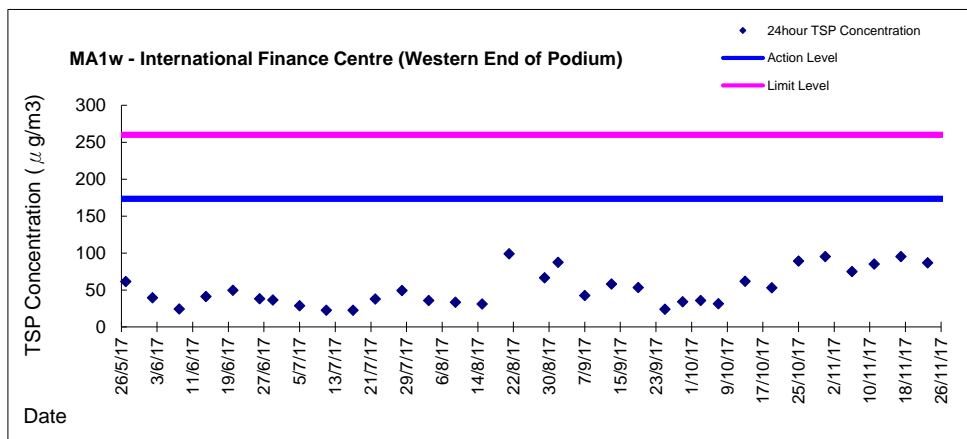
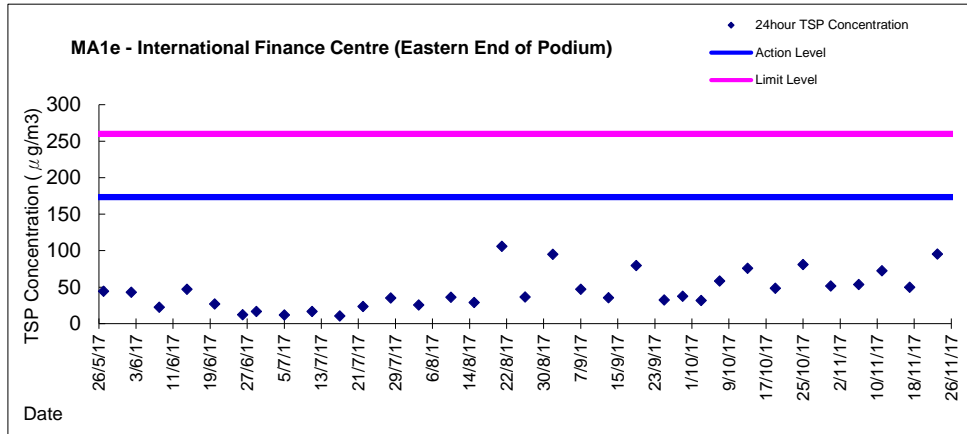
Graphic Presentation of 1 hour TSP Result



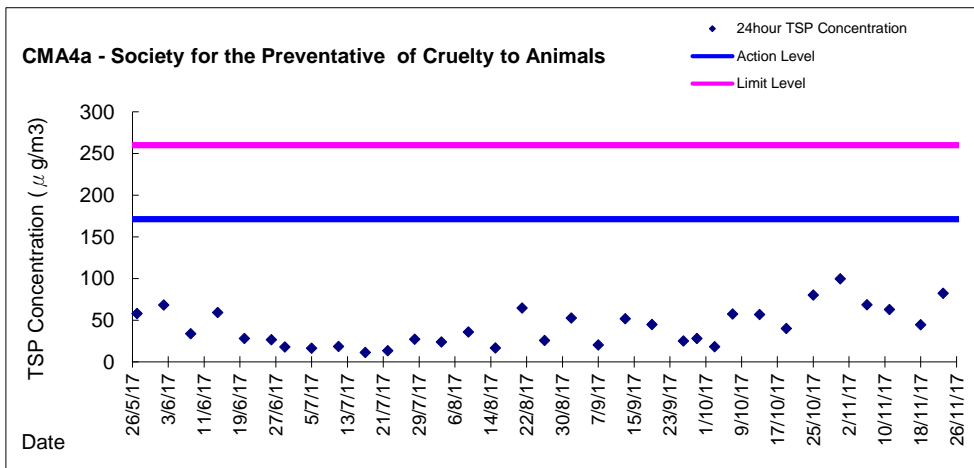
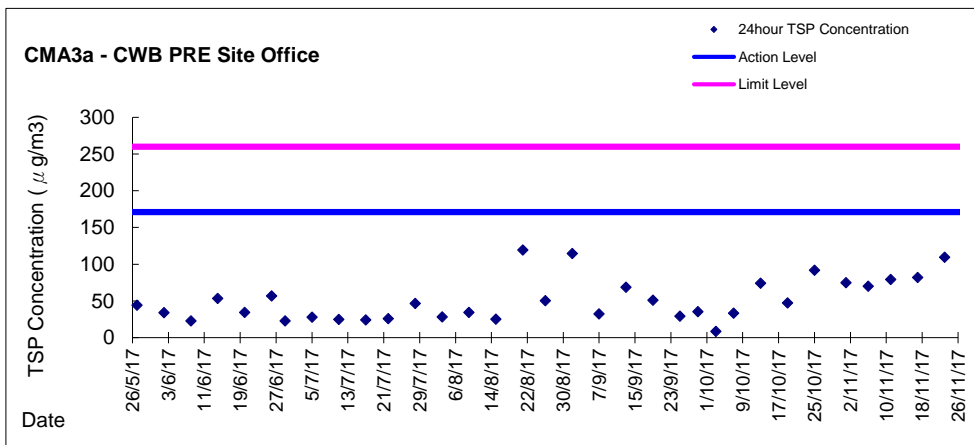
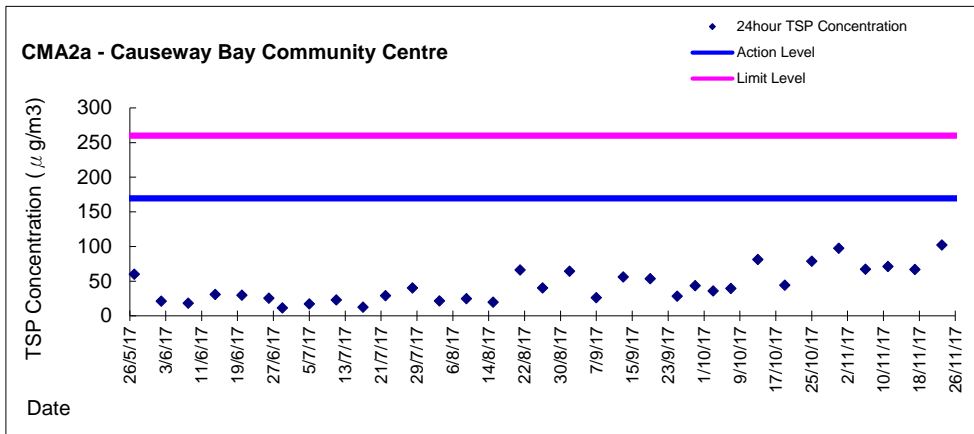
Graphic Presentation of 1 hour TSP Result



Graphic Presentation of 24 hour TSP Result



Graphic Presentation of 24 hour TSP Result



Graphic Presentation of 24 hour TSP Result

